



Challenges & Opportunities

***A survey of members of
St. Michael's Catholic Church***

The Summary Report

November 2008

Zenith Research Group – Duluth, Minnesota



Introduction

The attached report summarizes the analysis and findings based on 340 returned mail surveys, including 311 identified registered members of St. Michael's Catholic Church in Duluth, Minnesota. The analysis includes an additional 11 surveys from persons identifying themselves as non-registered members, 8 persons who do not consider themselves members, and 10 persons who did not identify their affiliation with the parish.

The purpose of this research was detailed in an introductory letter from Father Tom Radaich. Included as primary concerns:

- *How can St. Michael's community better share and spread the message of the Gospel? How can we make our social and sacramental gatherings more responsive to God's word and presence in our everyday lives, in all our joys, our trials, and our needs?*
- *How can St. Michael's be a more inclusive parish, ensuring that all people feel welcomed, included, and valued by the entire St. Michael's Community? How can we better address the needs of those Catholics who are not active/present in our parish life and welcome them back to our faith community? How can we all be true "ambassadors of reconciliation?"*
- *How can St. Michael's strengthen Catholic education and spiritual growth?*
- *How can St. Michael's sustain and build our resources of time, talent and treasure as responsible stewards and people of faith?*

The report analysis and findings are based on survey results using a questionnaire developed by the St. Michael's Communication Committee and Needs Assessment Committee. This group also determined the methodology and coordinated the distribution of the survey instrument.

Zenith Research Group, Inc., shall have no liability for any representations (expressed or implied) contained in, nor for any omissions from, the report.

The information, analysis and findings provided in this report are intended solely to assist St. Michael's Catholic Church in evaluating the opinions of the survey participants. As such, the information contained within should not be relied upon for any purpose, nor distributed to nor relied upon by any third parties who are not negotiating directly with St. Michael's Catholic Church.



Methodology

The results of this study are based on 340 completed surveys and, unless otherwise noted, the findings and analysis will be based on the 340 surveys. As noted previously, 311 of the surveys were completed by registered members.

According to a representative of the Needs Assessment Committee, approximately 1,500 surveys were mailed on October 2, 2008. Distribution included two copies to the approximately 760 registered member households of St. Michael's, and approximately twenty sets of parents of children attending St. Michael's School who are not registered members of the parish. In addition, approximately two dozen survey instruments were distributed following Mass on Sunday, October 5. Overall, it is estimated that approximately 1,580 surveys were distributed.

Surveys collected through October 30 were analyzed. There was no attempt to determine whether more than one survey was returned from a single household.

Based on the estimate, the survey completion rate is 21.5 percent. Utilizing the information provided by the Needs Assessment Committee, results within the survey are statistically accurate to within a margin of error +/- 4.71 percent at the 95 percent confidence level.

All survey data was entered and analyzed by senior management with Zenith Research Group, inc., using the statistical tools and applications of SPSS Analytical Software, Version 13.5.

Jim Krile, an independent consultant from Grand Rapids, Minnesota, was retained by St. Michaels to coordinate the analysis of this report.

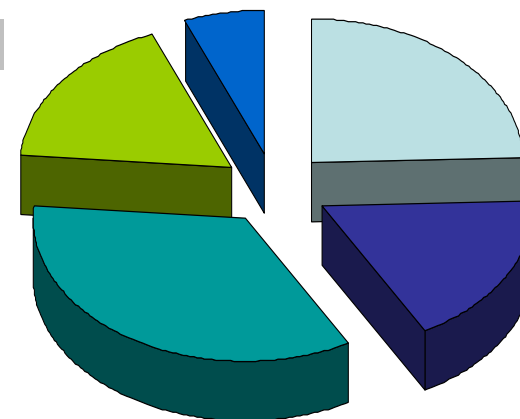


Demographics

What Mass at this parish do you most regularly attend?

The 10:30am Sunday service was identified as the Mass most regularly attended.


| Mass Regularly Attended | Percent |
|-------------------------|---------|
| Saturday 5:00pm | 24.4 |
| Sunday 8:00am | 17.6 |
| Sunday 10:30am | 34.4 |
| Sunday 6:00pm | 17.4 |
| NA | 6.2 |



How many ministries or activities are you involved in at this parish?

Just over 55 percent of all respondents said they were involved in at least one of the parish ministries or activities.

| Ministries/Activities | Percent |
|-----------------------|---------|
| None | 38.2 |
| One | 24.4 |
| 2 to 4 | 28.8 |
| 5 or more | 2.1 |
| NA | 6.5 |



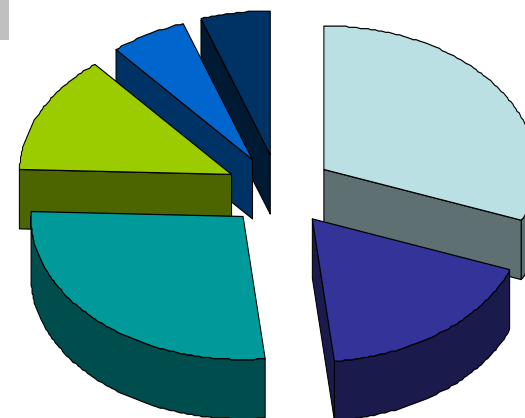


Demographics

On average, how much time do you devote to the work of parish ministries and activities per month?

Almost 64 percent of the respondents said they were devoting at least one hour each month to church ministries and activities.

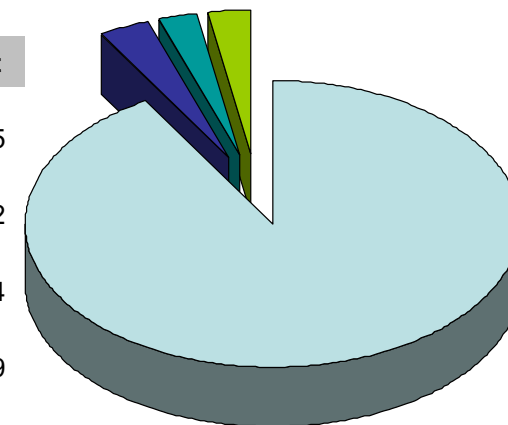
| Time Devoted | Percent |
|--------------------|---------|
| None | 30.9 |
| Less than 1 hour | 17.4 |
| 1 to 4 hours | 27.4 |
| 5 to 10 hours | 13.2 |
| More than 10 hours | 5.9 |
| NA | 5.3 |



How do you identify with St. Michael's Parish?

More than 91 percent of all respondents identified themselves as Registered Members of the St. Michael's Parish.

| Registered/Non-Registered | Percent |
|---------------------------|---------|
| Registered Member | 91.5 |
| Non-Registered Member | 3.2 |
| Not a member | 2.4 |
| NA | 2.9 |



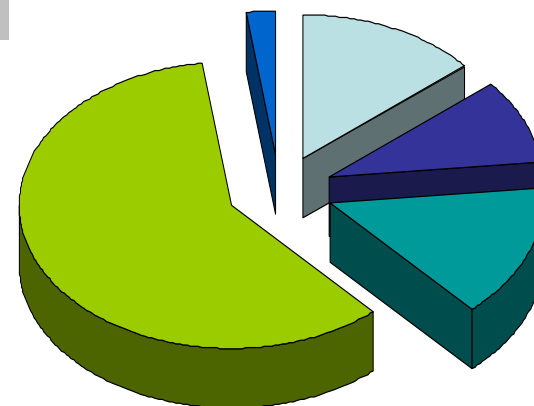


Demographics

How long have you been attending St. Michael's?

Almost 60 percent of all respondents said they have been attending St. Michael's for 20 years or more.

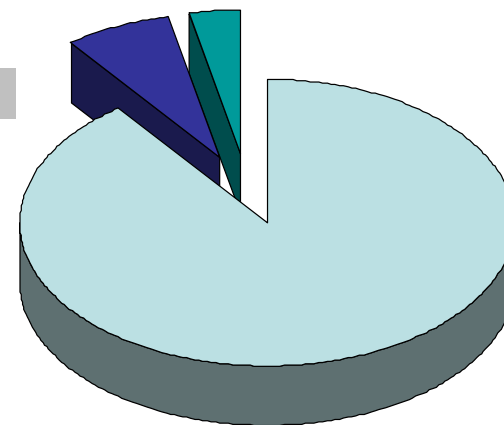
| Years Attending | Percent |
|------------------|---------|
| 3 years or less | 13.8 |
| 4 to 9 years | 9.4 |
| 10 to 19 years | 15.0 |
| 20 years or more | 59.7 |
| NA | 2.1 |



Is this parish your primary place of worship?

Almost 90 percent of the respondents said St. Michael's was their primary place of worship.

| Primary Worship | Percent |
|-----------------|---------|
| Yes | 89.7 |
| No | 7.1 |
| NA | 3.2 |



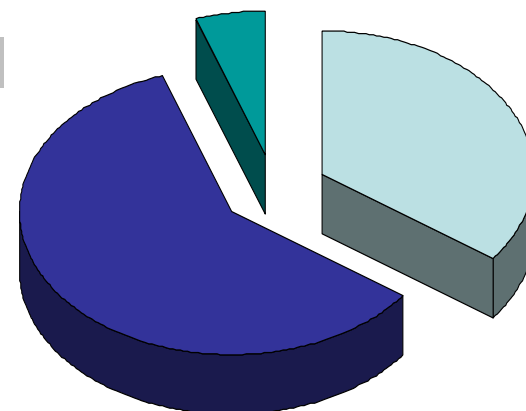


Demographics

Do/Did any of your children attend St. Michael's School?

35 percent of the respondents said they had children that are currently or once were enrolled at St. Michael's School.

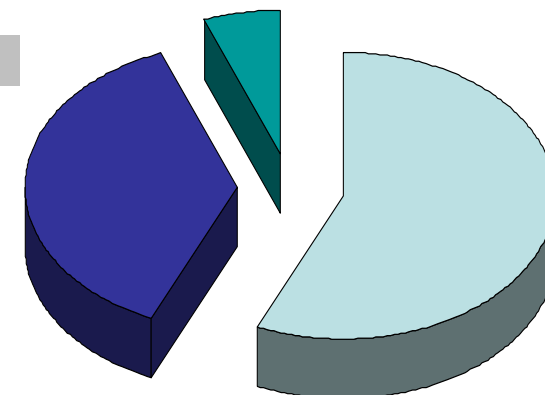
| Children in School | Percent |
|--------------------|---------|
| Yes | 35.0 |
| No | 59.7 |
| NA | 5.3 |



Do/Did any of your children attend religious education classes at this parish?

Just under 57 percent of the respondents said they children were or once did attend religious education classes at St. Michael's.

| Children in Religious Ed | Percent |
|--------------------------|---------|
| Yes | 56.8 |
| No | 37.4 |
| NA | 5.9 |



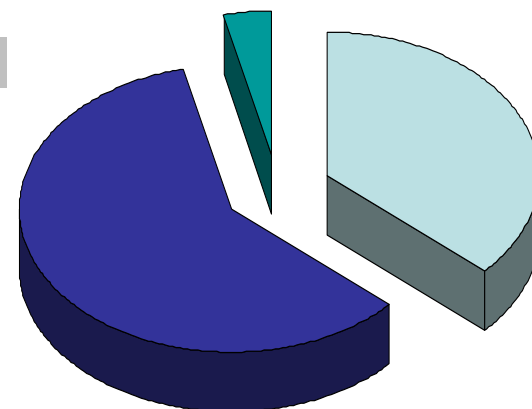


Demographics

Have you ever attended parish adult religious education classes?

Almost 37 percent of all respondents said they had attended adult religious education classes.

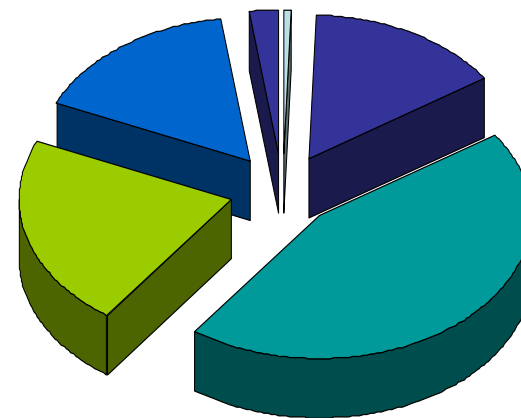
| Adult Religious Ed | Percent |
|--------------------|---------|
| Yes | 36.8 |
| No | 59.7 |
| NA | 3.5 |



Respondent Age

The largest group of respondents were those between 45 to 64 years of age, 44.4 percent of the total.

| Respondent Age | Percent |
|----------------|---------|
| 18 to 24 | 0.6 |
| 25 to 44 | 15.0 |
| 45 to 64 | 44.4 |
| 65 to 75 | 21.8 |
| Over 75 | 16.2 |
| NA | 2.1 |



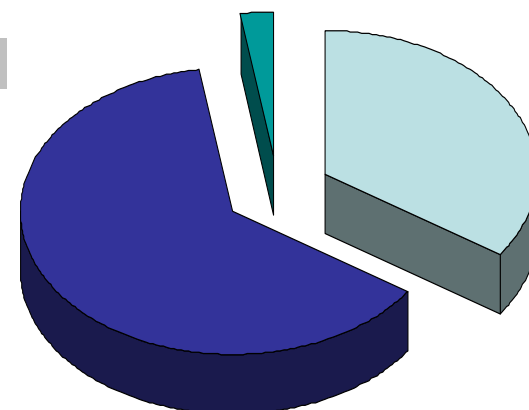


Demographics

Respondent Sex

Almost two-thirds of all respondents were women, a total of 63.2 percent.

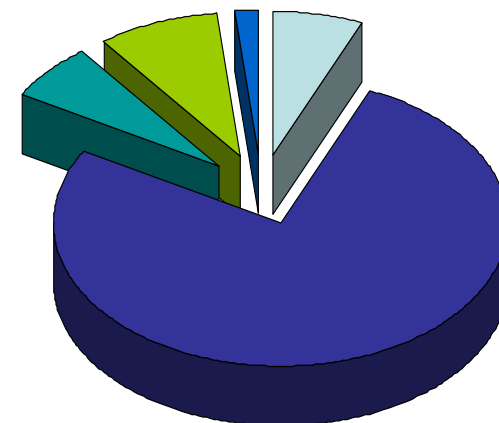
| Respondent Sex | Percent |
|----------------|---------|
| Male | 34.4 |
| Female | 63.2 |
| NA | 2.4 |



Respondent Marital Status

Just under 77 percent of all respondents were married individuals.

| Marital Status | Percent |
|-----------------------|---------|
| Single, Never Married | 6.5 |
| Married | 76.8 |
| Divorced/Separated | 6.5 |
| Widowed | 8.5 |
| NA | 1.8 |





Key Findings

In addition to the demographic questions included in the previous section, the survey instrument was divided into 13 quantitative response sections and allowed for two open-ended response opportunities.

The analysis of all quantitative responses will include Mean scores, which represent the central tendency or the sum of all rankings divided by the number of cases. In these instances, even though they are initial shown, all “NA” or “No Answer” options are excluded from the Mean scoring so that all totals represent only completed responses. Completed responses are represented by “N” in all graphs or charts. In each instance, higher Mean scores represent higher importance, effectiveness or agreement.

In each of the response sections, a unified group ranking will be followed by individual responses. Initially, the statements will appear in the order of ranking. During the individual response presentation, the statements will be presented in the order in which they originally appeared in the survey.

Where significant percentages of “NA” occur, a second column representing valid percentages of respondents only will be included. Charts or graphing will represent totals for only the respondents offering an opinion. This is generally applied should the non-response rate reach or exceed 8 percent.

| How important are the following for St. Michael's to be a strong, vibrant Catholic Christian Community? | | |
|---|------|-----|
| Statement | Mean | N |
| Sense of community within the parish | 3.70 | 328 |
| Efforts to educate members in the faith | 3.40 | 326 |
| Promotion of responsible stewardship | 3.28 | 320 |
| Integration of parish and school | 3.18 | 324 |
| Efforts to promote social justice | 3.18 | 322 |
| Outreach to inactive Catholics | 3.05 | 320 |

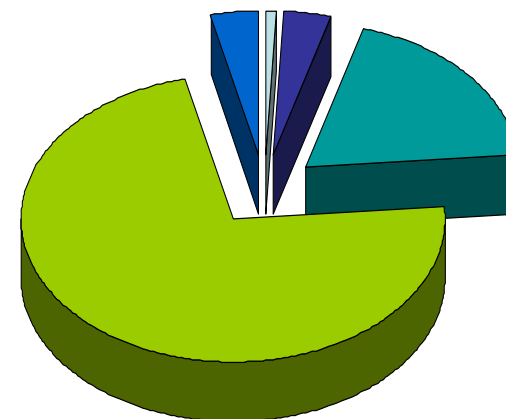


Key Findings

Sense of community within the parish

73 percent said sense of community within the parish was very important.

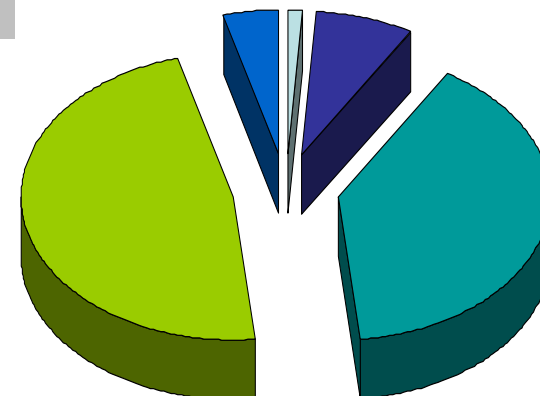
| Importance | Percent |
|----------------|---------|
| Not at All | 0.9 |
| Only a Little | 3.5 |
| Some/Somewhat | 19.1 |
| Very/Very Much | 72.9 |
| NA | 3.5 |



Efforts to educate members in the faith

48 percent said efforts to educate members in the faith was very important.

| Importance | Percent |
|----------------|---------|
| Not at All | 1.2 |
| Only a Little | 7.4 |
| Some/Somewhat | 30.7 |
| Very/Very Much | 47.6 |
| NA | 4.1 |



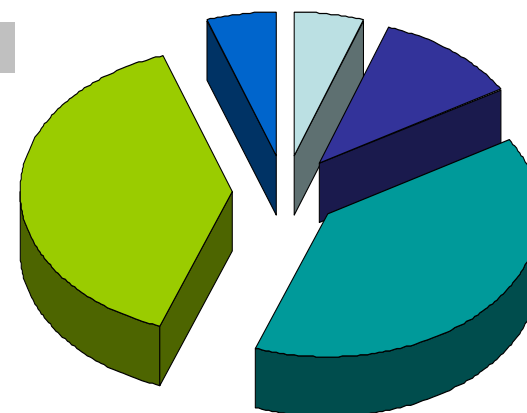


Key Findings

Efforts to promote social justice

78 percent said efforts to promote social justice were somewhat or very important.

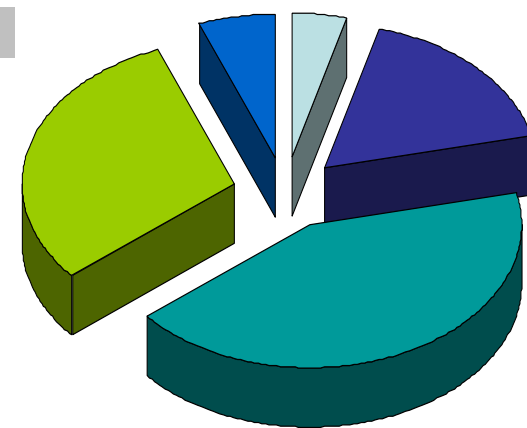
| Importance | Percent |
|----------------|---------|
| Not at All | 5.3 |
| Only a Little | 11.2 |
| Some/Somewhat | 39.1 |
| Very/Very Much | 39.1 |
| NA | 5.3 |



Outreach to inactive Catholics

30 percent said outreach to inactive Catholics was very important.

| Importance | Percent |
|----------------|---------|
| Not at All | 4.1 |
| Only a Little | 17.4 |
| Some/Somewhat | 42.4 |
| Very/Very Much | 30.3 |
| NA | 5.9 |



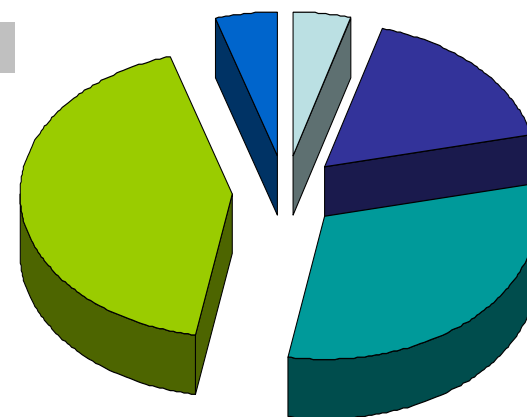


Key Findings

Integration of parish and school

Almost 74 percent believed integration of the parish and school was somewhat or very important.

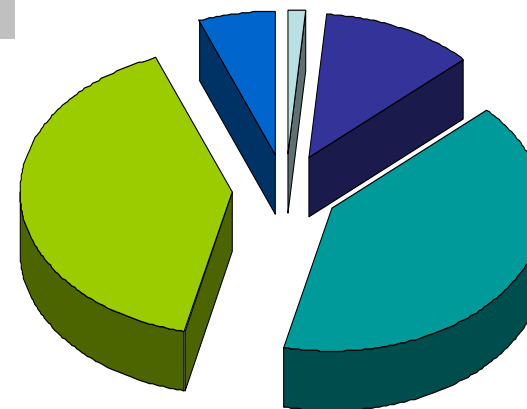
| Importance | Percent |
|----------------|---------|
| Not at All | 4.4 |
| Only a Little | 17.1 |
| Some/Somewhat | 31.2 |
| Very/Very Much | 42.6 |
| NA | 4.7 |



Promotion of responsible stewardship

Over 81 percent thought promotion of responsible stewardship was important.

| Importance | Percent |
|----------------|---------|
| Not at All | 1.5 |
| Only a Little | 11.5 |
| Some/Somewhat | 40.6 |
| Very/Very Much | 40.6 |
| NA | 5.9 |





Key Findings

| How effective is our parish in these aspects of the weekend Masses? | | |
|---|------|-----|
| Statement | Mean | N |
| Music | 3.42 | 331 |
| Prayerful atmosphere for worship | 3.36 | 329 |
| Spirit of welcome and hospitality | 3.05 | 329 |
| People's participation | 2.98 | 332 |

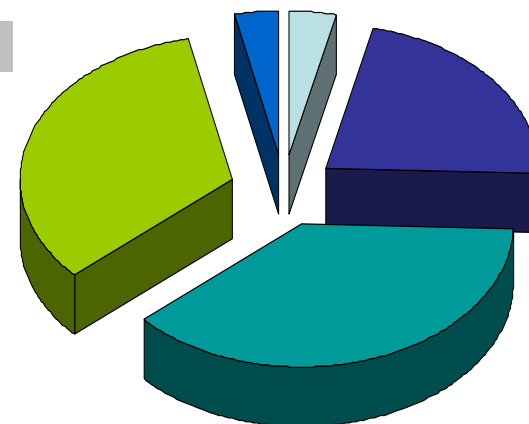


Key Findings

Spirit of welcome and hospitality

One-third of respondents believed the parish was very effective in its spirit of welcome and hospitality.

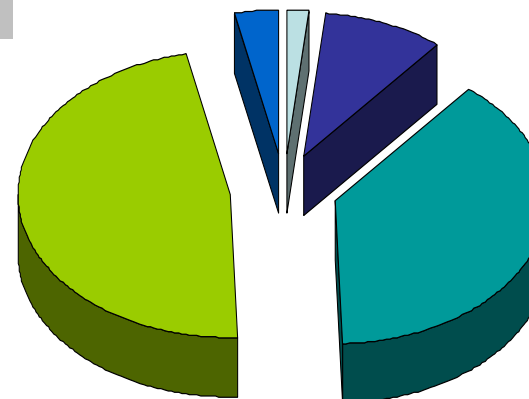
| Effectiveness | Percent |
|----------------|---------|
| Not at All | 3.5 |
| Only a Little | 22.1 |
| Some/Somewhat | 37.6 |
| Very/Very Much | 33.5 |
| NA | 3.2 |



Prayerful atmosphere for worship

Over 47 percent believe the parish is very effective in providing a prayerful atmosphere for worship.

| Effectiveness | Percent |
|----------------|---------|
| Not at All | 1.8 |
| Only a Little | 9.1 |
| Some/Somewhat | 38.5 |
| Very/Very Much | 47.4 |
| NA | 3.2 |



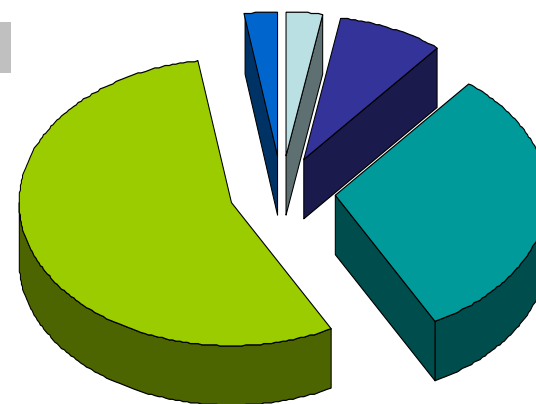


Key Findings

Music

55 percent believe the music during weekend Masses is very effective.

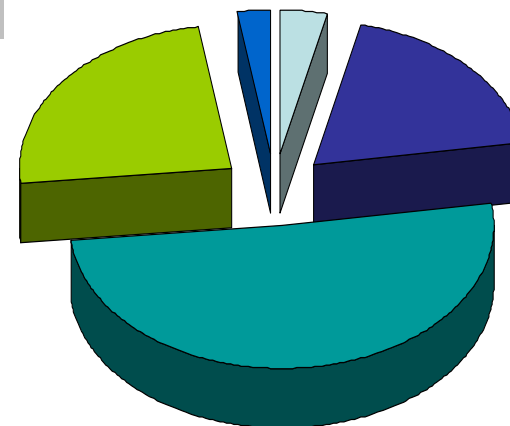
| Effectiveness | Percent |
|----------------|---------|
| Not at All | 2.9 |
| Only a Little | 7.9 |
| Some/Somewhat | 31.5 |
| Very/Very Much | 55.0 |
| NA | 2.6 |



People's participation

Less than one fourth of the respondents believe the parish is very effective in gaining people's participation during weekend Masses.

| Effectiveness | Percent |
|----------------|---------|
| Not at All | 3.5 |
| Only a Little | 19.1 |
| Some/Somewhat | 50.6 |
| Very/Very Much | 24.4 |
| NA | 2.4 |





Key Findings

| How effective are these programs or services in our parish? | | |
|---|------|-----|
| Statement | Mean | N |
| Holy week – Easter liturgies | 3.62 | 306 |
| Christmas liturgies | 3.57 | 296 |
| School Masses | 3.43 | 138 |
| Youth ministry | 3.40 | 197 |
| Sacramental preparation | 3.36 | 192 |
| Children's religious education programs | 3.32 | 184 |
| RCIA – Rite of Christian Initiation of Adults | 3.31 | 160 |
| Children's Masses | 3.13 | 179 |
| Communal Penance Services | 3.04 | 257 |
| Social activities | 2.91 | 254 |
| Confession/Reconciliation | 2.84 | 234 |
| Adult religious education | 2.79 | 199 |
| Prayer and devotion apart from Mass | 2.66 | 213 |
| Small faith-sharing groups | 2.50 | 142 |
| Retreats | 2.33 | 118 |

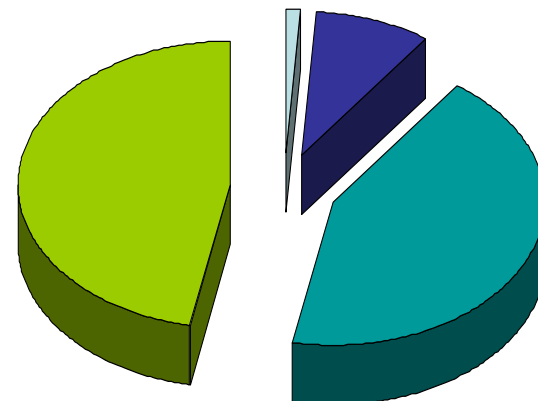


Key Findings

Sacramental preparation

Among those respondents who offered an opinion, 47 percent rated Sacramental preparation at St. Michael's as very effective.

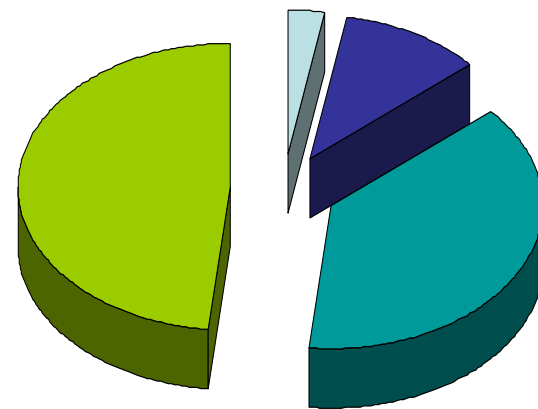
| Effectiveness | Percent | Valid |
|----------------|---------|-------|
| Not at All | 0.6 | 1.0 |
| Only a Little | 5.0 | 8.9 |
| Some/Somewhat | 24.4 | 43.2 |
| Very/Very Much | 26.5 | 46.9 |
| NA | 43.5 | |



Children's religious education programs

Over 48 percent of valid responses rated children's religious education programs as very effective.

| Effectiveness | Percent | Valid |
|----------------|---------|-------|
| Not at All | 1.5 | 2.7 |
| Only a Little | 5.9 | 10.9 |
| Some/Somewhat | 20.6 | 38.0 |
| Very/Very Much | 26.2 | 48.4 |
| NA | 45.9 | |



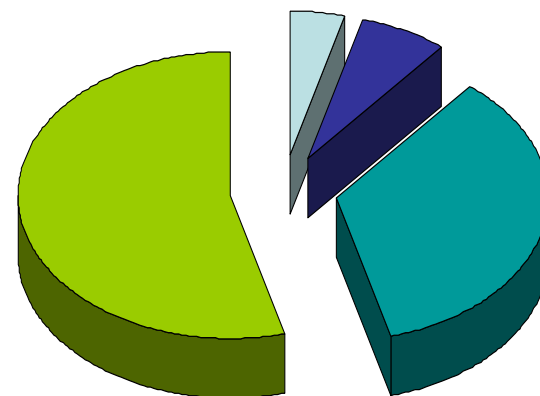


Key Findings

Youth ministry

More than 54 percent of those respondents with an opinion said youth ministry at St. Michael's was very effective.

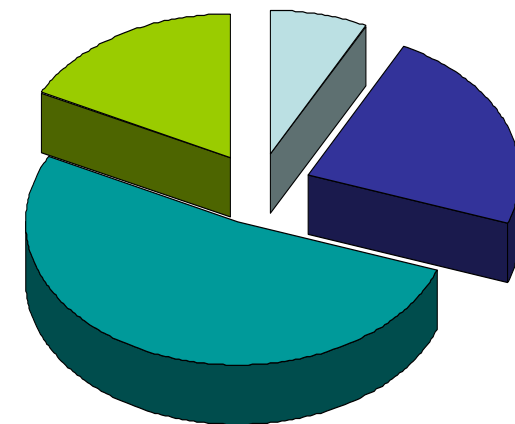
| Effectiveness | Percent | Valid |
|----------------|---------|-------|
| Not at All | 2.4 | 4.1 |
| Only a Little | 3.8 | 6.6 |
| Some/Somewhat | 20.3 | 35.0 |
| Very/Very Much | 31.5 | 54.3 |
| NA | 42.1 | |



Adult religious education

Less than 18 percent of respondents with an opinion rated adult religious education at St. Michael's as very effective.

| Effectiveness | Percent | Valid |
|----------------|---------|-------|
| Not at All | 4.4 | 7.5 |
| Only a Little | 13.5 | 23.1 |
| Some/Somewhat | 30.3 | 51.8 |
| Very/Very Much | 10.3 | 17.6 |
| NA | 41.5 | |



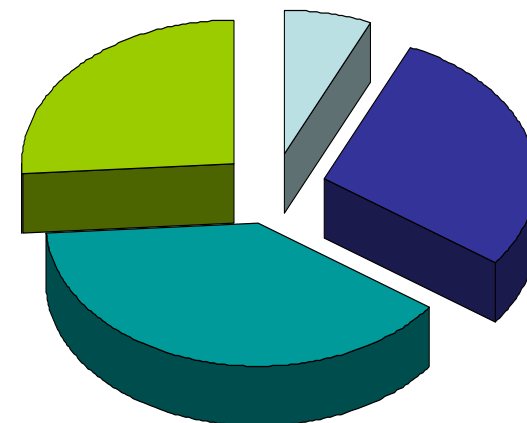


Key Findings

Confession / Reconciliation

Of those who responded, 26 percent believed Confession/Reconciliation services were very effective.

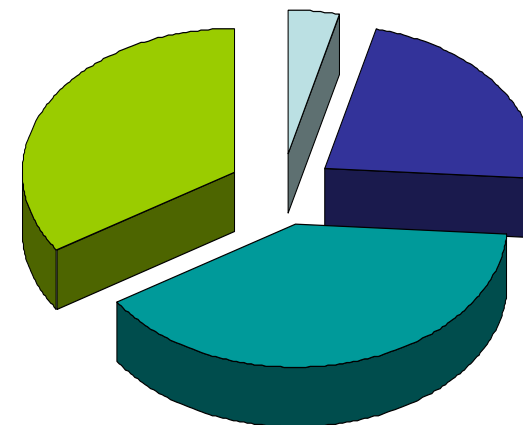
| Effectiveness | Percent | Valid |
|----------------|---------|-------|
| Not at All | 4.7 | 6.8 |
| Only a Little | 19.4 | 28.2 |
| Some/Somewhat | 26.8 | 38.9 |
| Very/Very Much | 17.9 | 26.1 |
| NA | 31.2 | |



Communal Penance Services

Just over one-third of those respondents with an opinion registered said Communal Penance Services at St. Michael's were very effective.

| Effectiveness | Percent | Valid |
|----------------|---------|-------|
| Not at All | 2.9 | 3.9 |
| Only a Little | 16.8 | 22.2 |
| Some/Somewhat | 30.0 | 39.7 |
| Very/Very Much | 25.9 | 34.2 |
| NA | 24.4 | |



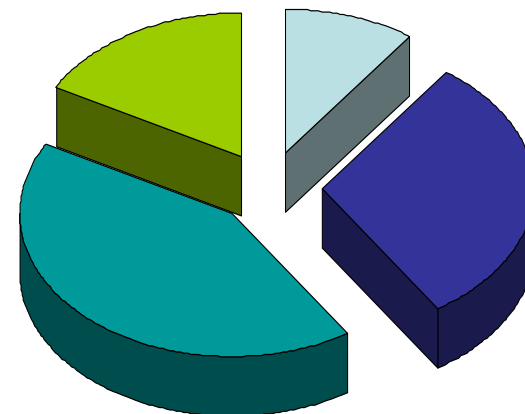


Key Findings

Prayer and devotion apart from Mass

Less than 17 percent of those with an opinion said the program of prayer and devotion apart from Mass at St. Michael's was very effective.

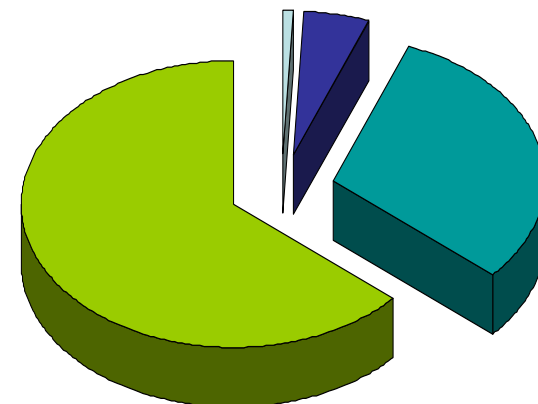
| Effectiveness | Percent | Valid |
|----------------|---------|-------|
| Not at All | 6.2 | 9.9 |
| Only a Little | 19.4 | 31.0 |
| Some/Somewhat | 26.5 | 42.3 |
| Very/Very Much | 10.6 | 16.9 |
| NA | 37.4 | |



Christmas liturgies

Almost two-thirds of those respondents offering an opinion thought Christmas liturgies were very effective.

| Effectiveness | Percent | Valid |
|----------------|---------|-------|
| Not at All | 0.6 | 0.7 |
| Only a Little | 4.4 | 5.1 |
| Some/Somewhat | 26.8 | 30.7 |
| Very/Very Much | 55.3 | 63.5 |
| NA | 12.9 | |



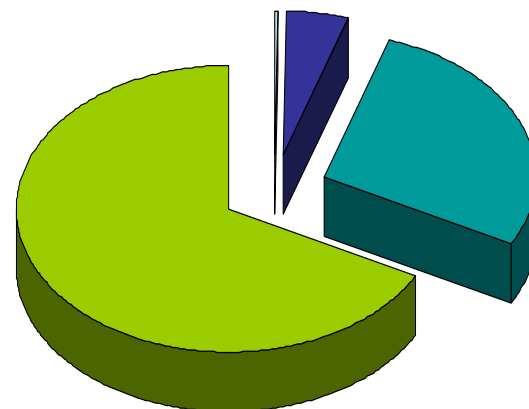


Key Findings

Holy week / Easter liturgies

More than two-thirds of respondents with an opinion said Holy week / Easter liturgies were very effective.

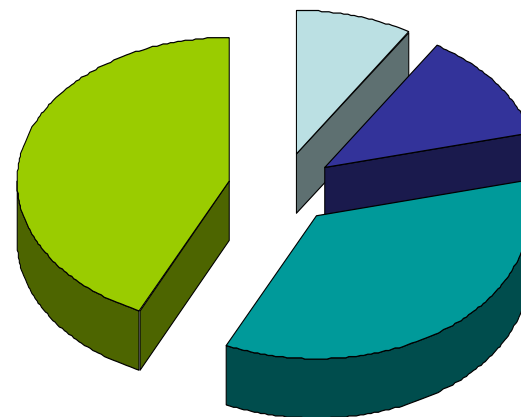
| Effectiveness | Percent | Valid |
|----------------|---------|-------|
| Not at All | 0.3 | 0.3 |
| Only a Little | 4.1 | 4.6 |
| Some/Somewhat | 25.0 | 27.8 |
| Very/Very Much | 60.6 | 67.3 |
| NA | 10.0 | |



Children's Masses

Among those with an opinion, 43 percent rated the Children's Masses at St. Michael's as very effective.

| Effectiveness | Percent | Valid |
|----------------|---------|-------|
| Not at All | 4.7 | 8.9 |
| Only a Little | 6.5 | 12.3 |
| Some/Somewhat | 18.8 | 35.8 |
| Very/Very Much | 22.6 | 43.0 |
| NA | 47.4 | |



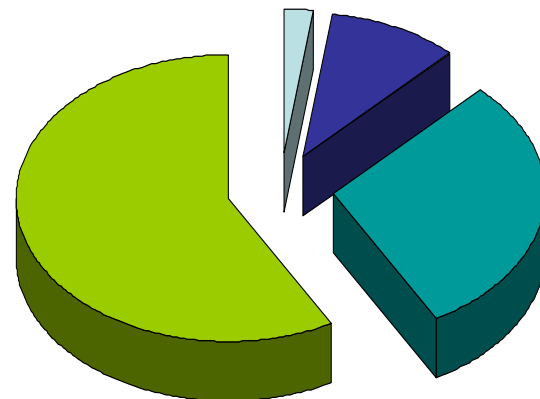


Key Findings

School Masses

Combined, 88 percent of those respondents with an opinion rated School Masses as somewhat or very important.

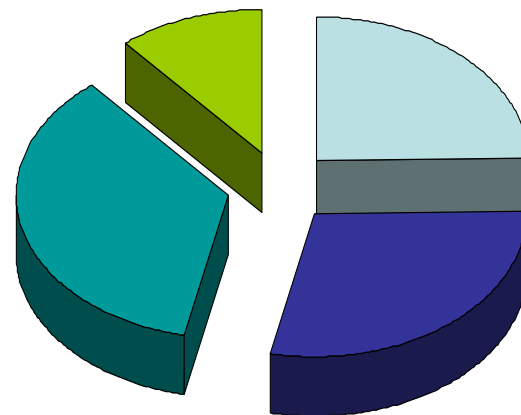
| Effectiveness | Percent | Valid |
|----------------|---------|-------|
| Not at All | 0.9 | 2.2 |
| Only a Little | 4.1 | 10.1 |
| Some/Somewhat | 12.1 | 29.7 |
| Very/Very Much | 23.5 | 58.0 |
| NA | 59.4 | |



Retreats

65 percent of all respondents did not offer an opinion; of those who did, 11 percent rated retreats at St. Michael's as very effective.

| Effectiveness | Percent | Valid |
|----------------|---------|-------|
| Not at All | 8.5 | 24.6 |
| Only a Little | 10.0 | 28.8 |
| Some/Somewhat | 12.4 | 35.6 |
| Very/Very Much | 3.8 | 11.0 |
| NA | 65.3 | |



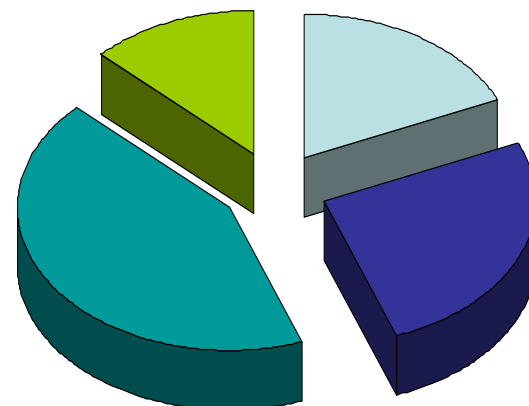


Key Findings

Small faith-sharing groups

Just under 13 percent of those offering an opinion rated small faith-sharing groups as very effective.

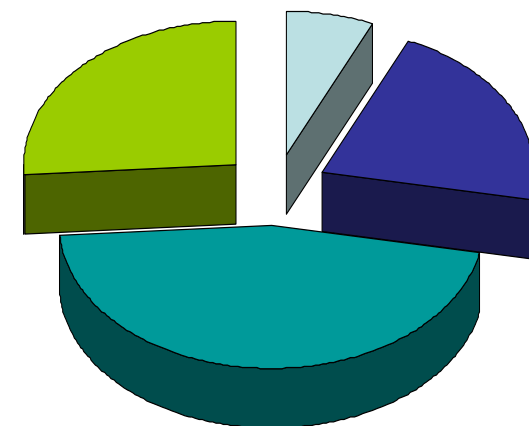
| Effectiveness | Percent | Valid |
|----------------|---------|-------|
| Not at All | 7.6 | 18.3 |
| Only a Little | 10.9 | 26.1 |
| Some/Somewhat | 17.9 | 43.0 |
| Very/Very Much | 5.3 | 12.7 |
| NA | 58.2 | |



Social activities

Of those with an opinion, 72 percent rated social activities as being somewhat or very effective.

| Effectiveness | Percent | Valid |
|----------------|---------|-------|
| Not at All | 5.0 | 6.7 |
| Only a Little | 15.9 | 21.3 |
| Some/Somewhat | 34.4 | 46.1 |
| Very/Very Much | 19.4 | 26.0 |
| NA | 25.3 | |



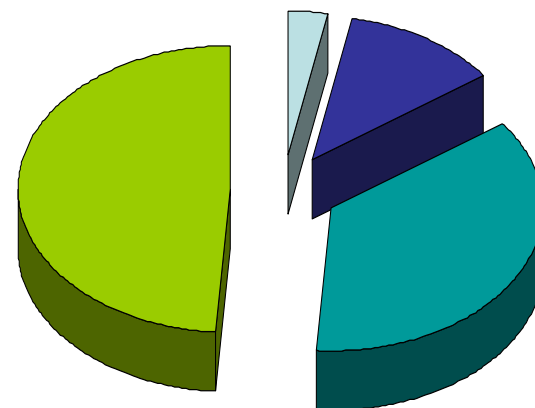


Key Findings

RCIA – Rite of Christian Initiation of Adults

Among the valid group of respondents, slightly less than half rated services for the Rite of Christian Initiation of Adults at St. Michael's as being very effective.

| Effectiveness | Percent | Valid |
|----------------|---------|-------|
| Not at All | 1.5 | 3.1 |
| Only a Little | 5.6 | 11.9 |
| Some/Somewhat | 17.1 | 36.3 |
| Very/Very Much | 22.9 | 48.8 |
| NA | 52.9 | |





Key Findings

| It is very important that St. Michael's Church actively reaches out to everyone in our parish community. How effective are we at reaching out to the following? | | |
|---|------|-----|
| Statement | Mean | N |
| Teenagers (Age 13 to 17) | 3.10 | 168 |
| Children (Age 3 to 12) | 2.94 | 154 |
| Families | 2.92 | 226 |
| Senior Citizens (Age 65 and older) | 2.84 | 200 |
| Adults (Age 36 to 64) | 2.77 | 238 |
| Those who are sick, disabled or homebound | 2.75 | 181 |
| Married couples | 2.71 | 220 |
| Visitors and guests | 2.64 | 230 |
| People in crisis | 2.61 | 155 |
| Those who are grieving | 2.59 | 145 |
| Young adults (Age 18 to 35) | 2.57 | 160 |
| New parishioners | 2.48 | 170 |
| People of diversity | 2.25 | 123 |
| Single parents | 2.10 | 117 |
| Those with addictions | 2.08 | 85 |
| Those divorced or separated | 2.05 | 124 |

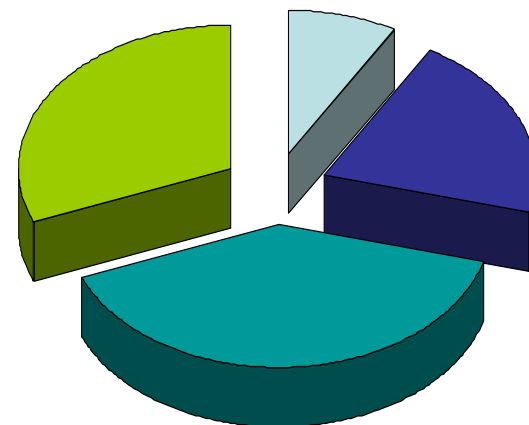


Key Findings

Children Age 3 to 12

Just over 31 percent of those offering an opinion said St. Michael's was very effective in reaching out to children between 3 and 12 years old.

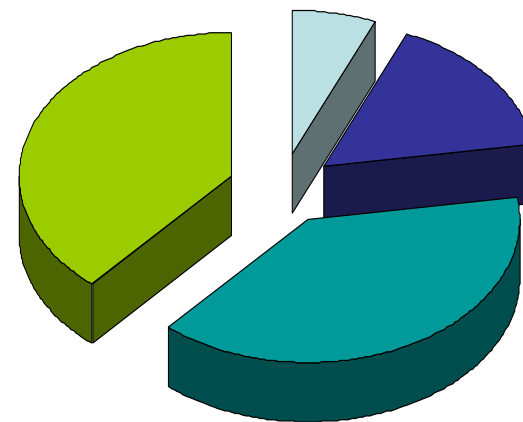
| Effectiveness | Percent | Valid |
|----------------|---------|-------|
| Not at All | 3.8 | 8.4 |
| Only a Little | 9.4 | 20.8 |
| Some/Somewhat | 17.9 | 39.6 |
| Very/Very Much | 14.1 | 31.2 |
| NA | 54.7 | |



Teenagers Age 13 to 17

Of those with an opinion, 77 percent said the parish was somewhat or very effective in reaching out to teenagers between 13 and 17 years of age.

| Effectiveness | Percent | Valid |
|----------------|---------|-------|
| Not at All | 3.2 | 6.5 |
| Only a Little | 7.9 | 16.1 |
| Some/Somewhat | 19.1 | 38.7 |
| Very/Very Much | 19.1 | 38.7 |
| NA | 50.6 | |



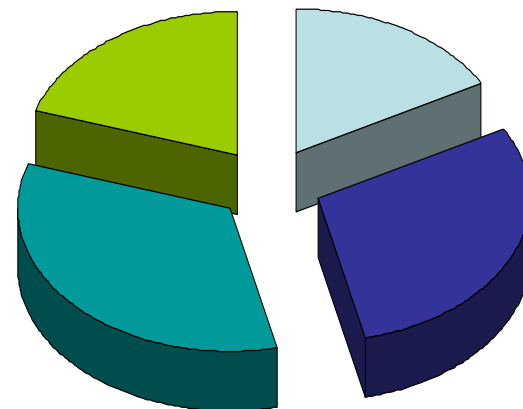


Key Findings

Young Adults Age 18 to 35

A slight majority of those with an opinion believe outreach to young adults has been somewhat or very effective.

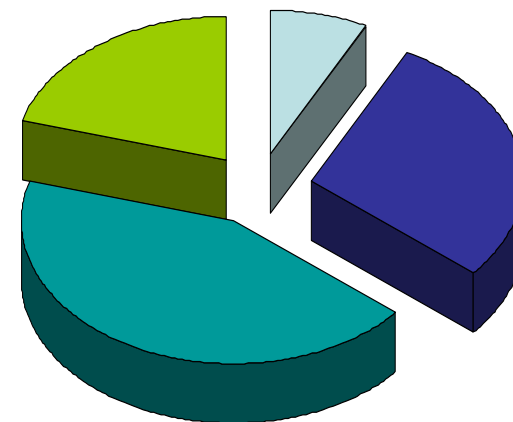
| Effectiveness | Percent | Valid |
|----------------|---------|-------|
| Not at All | 7.9 | 16.9 |
| Only a Little | 13.8 | 29.4 |
| Some/Somewhat | 15.9 | 33.8 |
| Very/Very Much | 9.4 | 20.0 |
| NA | 52.9 | |



Adults Age 36 to 64

Almost 64 percent of those answering think outreach to adults between 36 and 64 has been somewhat or very effective.

| Effectiveness | Percent | Valid |
|----------------|---------|-------|
| Not at All | 5.3 | 7.6 |
| Only a Little | 20.0 | 28.6 |
| Some/Somewhat | 30.3 | 43.3 |
| Very/Very Much | 14.4 | 20.6 |
| NA | 30.0 | |



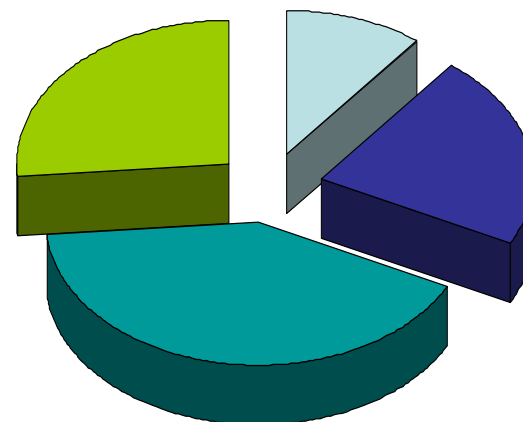


Key Findings

Seniors Age 65 and Older

Just over one-fourth of the respondents with an opinion believe efforts to reach out to seniors has been very effective.

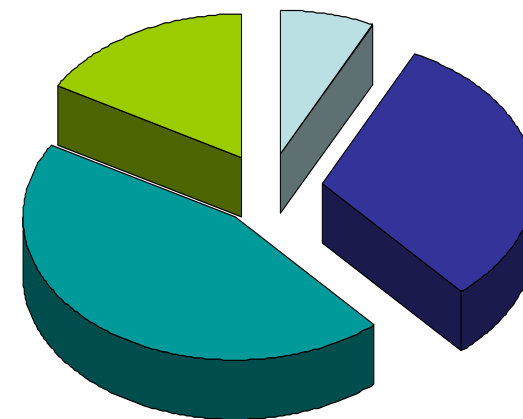
| Effectiveness | Percent | Valid |
|----------------|---------|-------|
| Not at All | 6.2 | 10.5 |
| Only a Little | 12.9 | 22.0 |
| Some/Somewhat | 24.1 | 41.0 |
| Very/Very Much | 15.6 | 26.5 |
| NA | 41.2 | |



Married Couples

Less than 17 percent of the valid response group think St. Michael's effort to reach out to married couples is very effective.

| Effectiveness | Percent | Valid |
|----------------|---------|-------|
| Not at All | 4.7 | 7.3 |
| Only a Little | 20.3 | 31.4 |
| Some/Somewhat | 28.8 | 44.5 |
| Very/Very Much | 10.9 | 16.8 |
| NA | 35.3 | |



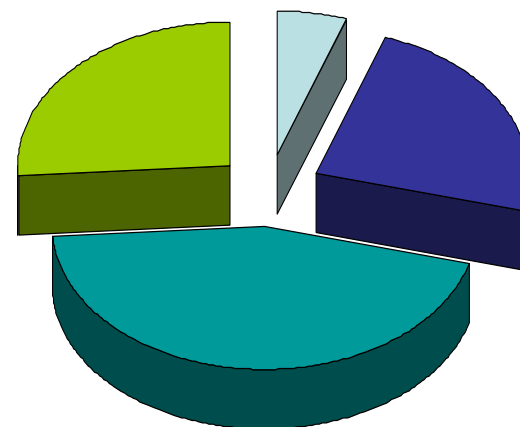


Key Findings

Families

Slightly more than 70 percent with a response believe the parish efforts to reach out to families has been somewhat or very effective.

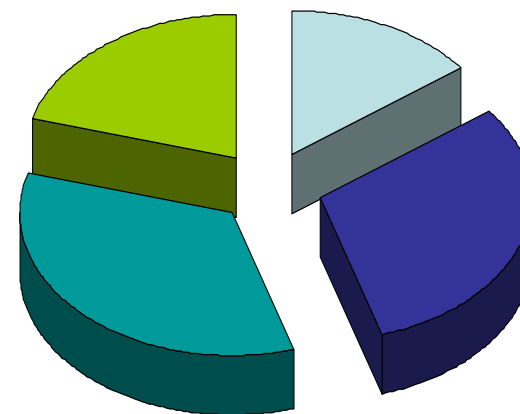
| Effectiveness | Percent | Valid |
|----------------|---------|-------|
| Not at All | 3.5 | 5.3 |
| Only a Little | 15.9 | 23.9 |
| Some/Somewhat | 29.7 | 44.7 |
| Very/Very Much | 17.4 | 26.1 |
| NA | 33.5 | |



People in Crisis

Among the approximately 46 percent of respondents with an opinion, less than 21 percent believe St. Michael's outreach efforts to people in crisis is very effective.

| Effectiveness | Percent | Valid |
|----------------|---------|-------|
| Not at All | 6.8 | 14.8 |
| Only a Little | 13.8 | 30.3 |
| Some/Somewhat | 15.6 | 34.2 |
| Very/Very Much | 9.4 | 20.6 |
| NA | 54.4 | |



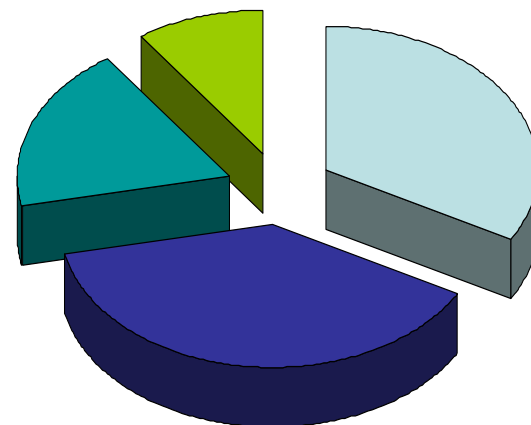


Key Findings

Divorced or Separated

Among the 36 percent of respondents with an opinion, just over 28 percent believe efforts to reach out to divorced or separated individuals is somewhat or very effective

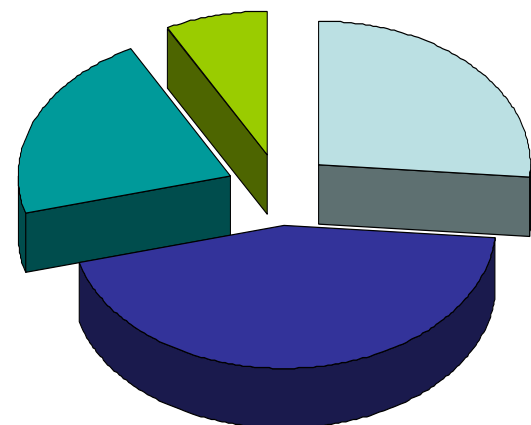
| Effectiveness | Percent | Valid |
|----------------|---------|-------|
| Not at All | 12.1 | 33.1 |
| Only a Little | 14.1 | 38.7 |
| Some/Somewhat | 6.8 | 18.5 |
| Very/Very Much | 3.5 | 9.7 |
| NA | 63.5 | |



Single Parents

The response rate for this group was the second lowest of all offered; less than 8 percent of those with an opinion believe efforts at St. Michael's to reach out to single parents is very effective.

| Effectiveness | Percent | Valid |
|----------------|---------|-------|
| Not at All | 9.1 | 26.5 |
| Only a Little | 15.3 | 44.4 |
| Some/Somewhat | 7.4 | 21.4 |
| Very/Very Much | 2.6 | 7.7 |
| NA | 34.4 | |



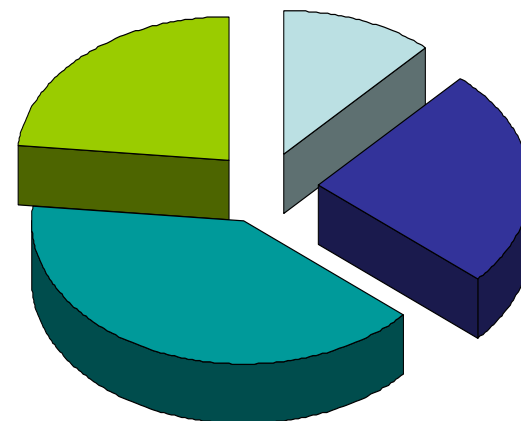


Key Findings

Sick, Disabled or Homebound

Over 63 percent of valid respondents think service to those sick, disabled or homebound is somewhat or very effective.

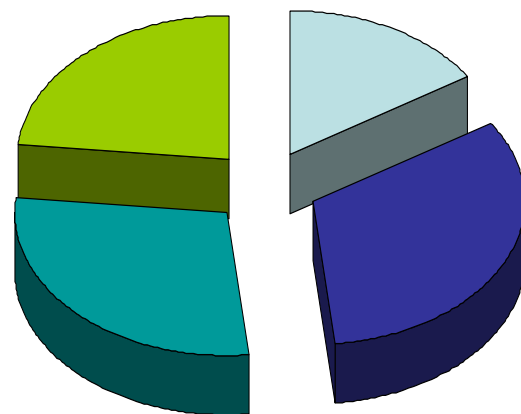
| Effectiveness | Percent | Valid |
|----------------|---------|-------|
| Not at All | 6.2 | 11.6 |
| Only a Little | 13.2 | 24.9 |
| Some/Somewhat | 21.5 | 40.3 |
| Very/Very Much | 12.4 | 23.2 |
| NA | 46.8 | |



Grieving

Less than one-fourth of those offering an opinion think efforts to reach out to the grieving is very effective.

| Effectiveness | Percent | Valid |
|----------------|---------|-------|
| Not at All | 6.8 | 15.9 |
| Only a Little | 13.8 | 32.4 |
| Some/Somewhat | 12.1 | 28.3 |
| Very/Very Much | 10.0 | 23.4 |
| NA | 57.4 | |



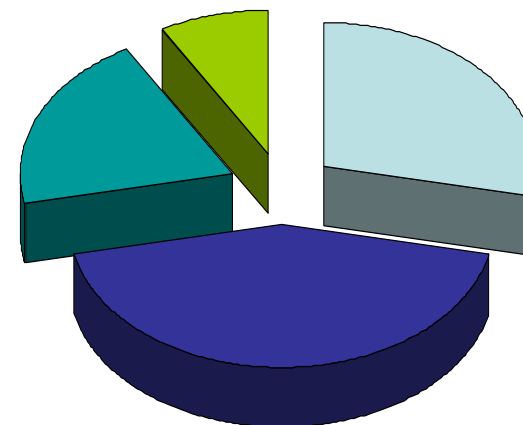


Key Findings

Additions

The response rate was just 25 percent, the lowest in this current set of responses. Of that group, 8 percent thought St. Michael's is very effective in reaching out to people with additions.

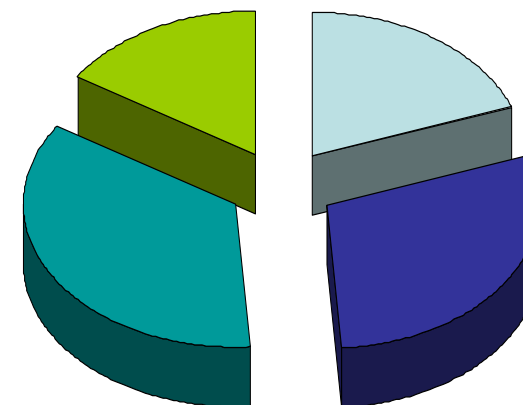
| Effectiveness | Percent | Valid |
|----------------|---------|-------|
| Not at All | 7.1 | 28.2 |
| Only a Little | 10.9 | 43.5 |
| Some/Somewhat | 5.0 | 20.0 |
| Very/Very Much | 2.1 | 8.2 |
| NA | 75.0 | |



New Parishioners

Of the group with an opinion, approximately half believe efforts to reach out to new parishioners is somewhat or very effective.

| Effectiveness | Percent | Valid |
|----------------|---------|-------|
| Not at All | 9.7 | 19.4 |
| Only a Little | 14.7 | 29.4 |
| Some/Somewhat | 17.6 | 35.3 |
| Very/Very Much | 7.9 | 15.9 |
| NA | 50.0 | |



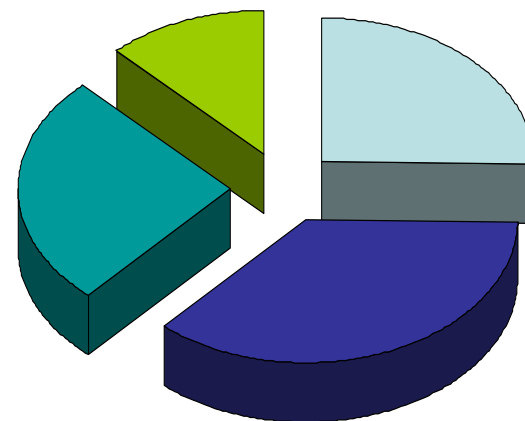


Key Findings

People of Diversity

Just over 38 percent of those offering an opinion think outreach to people of diversity is somewhat or very effective.

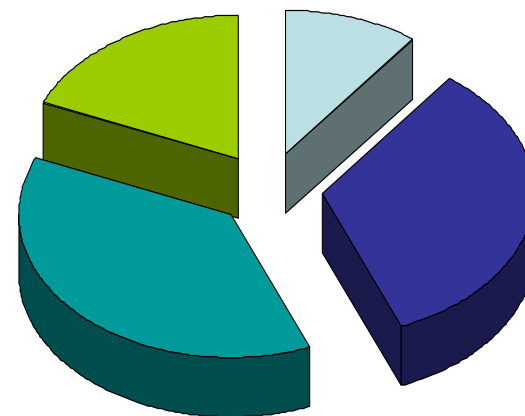
| Effectiveness | Percent | Valid |
|----------------|---------|-------|
| Not at All | 9.1 | 25.2 |
| Only a Little | 13.2 | 36.6 |
| Some/Somewhat | 9.4 | 26.0 |
| Very/Very Much | 4.4 | 12.2 |
| NA | 63.8 | |



Visitors and Guests

Among the valid response group, 56 percent believe St. Michael's is somewhat or very effective in reaching out visitors and guests.

| Effectiveness | Percent | Valid |
|----------------|---------|-------|
| Not at All | 7.1 | 10.4 |
| Only a Little | 22.6 | 33.5 |
| Some/Somewhat | 25.3 | 37.4 |
| Very/Very Much | 12.6 | 18.7 |
| NA | 32.4 | |





Key Findings

| How effective are we as a parish to: | | |
|---|------|-----|
| Statement | Mean | N |
| Maintain our current physical facilities | 3.16 | 316 |
| Meet your spiritual needs | 3.13 | 321 |
| Nurture your relationship with Jesus Christ | 3.06 | 315 |
| Promote charitable works | 3.01 | 315 |
| Invite you to participate in parish life | 2.94 | 321 |
| Invite your participation in ministry | 2.91 | 310 |
| Help you practice gospel values in your family | 2.85 | 310 |
| Develop a parish sense of community | 2.83 | 316 |
| Communicate with parishioners | 2.78 | 312 |
| Strengthen family life | 2.78 | 302 |
| Collaborate with groups in the local community | 2.78 | 300 |
| Help you practice gospel values in society at large | 2.76 | 307 |
| Respond to local community concerns | 2.76 | 298 |
| Foster your personal prayer life | 2.73 | 315 |
| Offer a Catholic perspective on current events | 2.73 | 312 |

See page 35 for additional rankings



Key Findings

| How effective are we as a parish to: | | |
|---|------|-----|
| Statement | Mean | N |
| Help you practice gospel values in your workplace or neighborhood | 2.68 | 306 |
| Welcome families of SMLS students who are not parish members | 2.65 | 257 |
| Meet the needs of those with physical disabilities and/or special needs | 2.58 | 290 |
| Reach out to Catholics who do not attend mass regularly | 2.19 | 268 |
| Reach out to people who do not belong to a faith community | 2.14 | 261 |

As previously noted, where significant percentages of “NA” occur, a second column representing valid percentages of respondents only will be included. Charts or graphing will represent totals for only the respondents offering an opinion. This is generally applied should the non-response rate reach or exceed 8 percent.

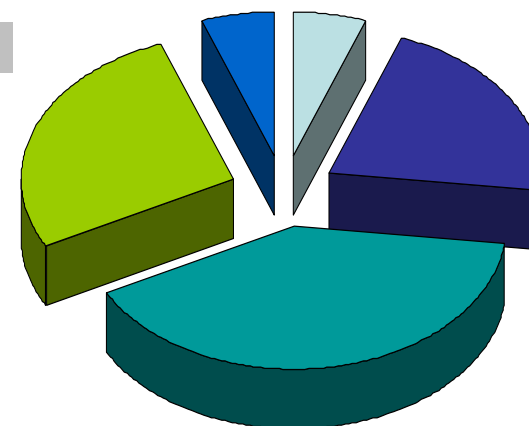


Key Findings

Invite you to participate in parish life

Over two-thirds of all respondents think St. Michael's is somewhat or very effective in inviting members to participate in parish life.

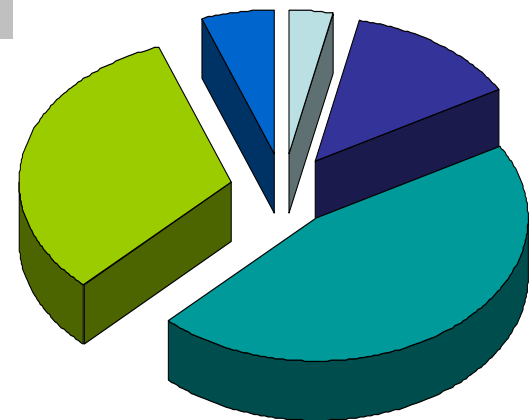
| Effectiveness | Percent |
|----------------|---------|
| Not at All | 5.6 |
| Only a Little | 21.5 |
| Some/Somewhat | 40.3 |
| Very/Very Much | 27.1 |
| NA | 5.6 |



Meet your spiritual needs

Almost 78 percent of parishioners said St. Michael's is somewhat or very effective in meeting their spiritual needs.

| Effectiveness | Percent |
|----------------|---------|
| Not at All | 3.2 |
| Only a Little | 13.5 |
| Some/Somewhat | 45.6 |
| Very/Very Much | 32.1 |
| NA | 5.6 |



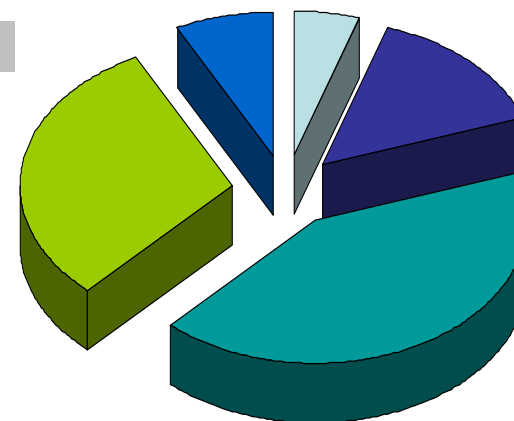


Key Findings

Nurture your relationship with Jesus Christ

73 percent of all respondents believe St. Michael's is somewhat or very effective in nurturing their relationship with Jesus Christ.

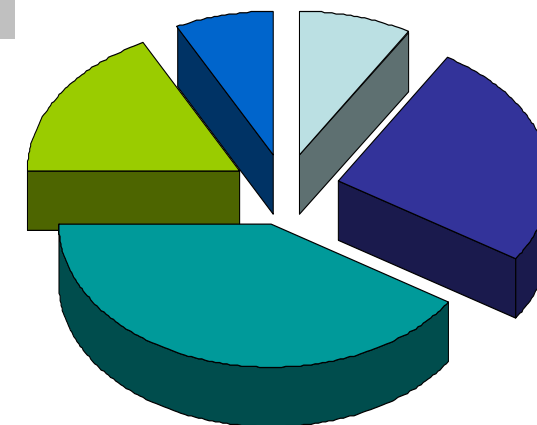
| Effectiveness | Percent |
|----------------|---------|
| Not at All | 5.0 |
| Only a Little | 14.7 |
| Some/Somewhat | 42.4 |
| Very/Very Much | 30.6 |
| NA | 7.4 |



Foster your personal prayer life

Less than 18 percent of parishioners said St. Michael's is very effective in fostering their personal prayer life.

| Effectiveness | Percent |
|----------------|---------|
| Not at All | 8.5 |
| Only a Little | 25.6 |
| Some/Somewhat | 40.9 |
| Very/Very Much | 17.6 |
| NA | 7.4 |



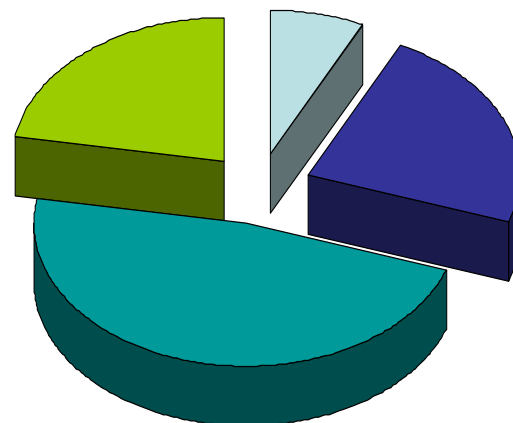


Key Findings

Help you practice gospel values in your family

Just over 22 percent of those offering an opinion think St. Michael's has been very effective in helping parishioners practice gospel values in their family.

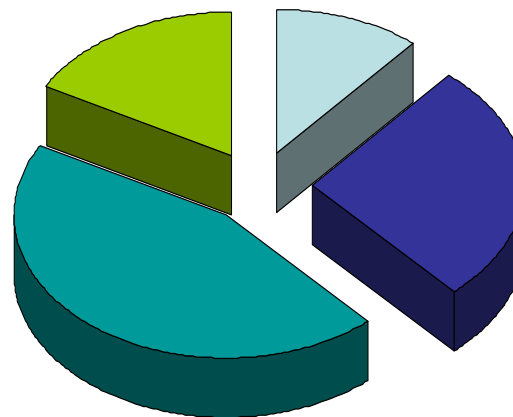
| Effectiveness | Percent | Valid |
|----------------|---------|-------|
| Not at All | 8.5 | 7.1 |
| Only a Little | 21.2 | 23.2 |
| Some/Somewhat | 43.2 | 47.4 |
| Very/Very Much | 20.3 | 22.3 |
| NA | 8.8 | |



Help you practice gospel values in your workplace or neighborhood

Among the valid response group, 17 percent believe St. Michael's is very effective in helping members practice gospel values in their workplace or neighborhood.

| Effectiveness | Percent | Valid |
|----------------|---------|-------|
| Not at All | 10.0 | 11.1 |
| Only a Little | 24.4 | 27.1 |
| Some/Somewhat | 40.3 | 44.8 |
| Very/Very Much | 15.3 | 17.0 |
| NA | 10.0 | |



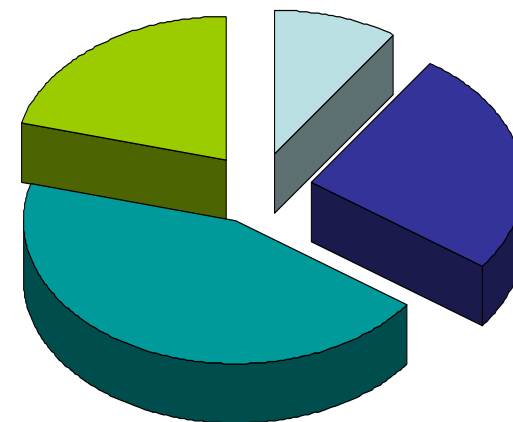


Key Findings

Help you practice gospel values in society at large

Just under 21 percent of those offering an opinion think St. Michael's has been very effective in helping parishioners practice gospel values in society at large.

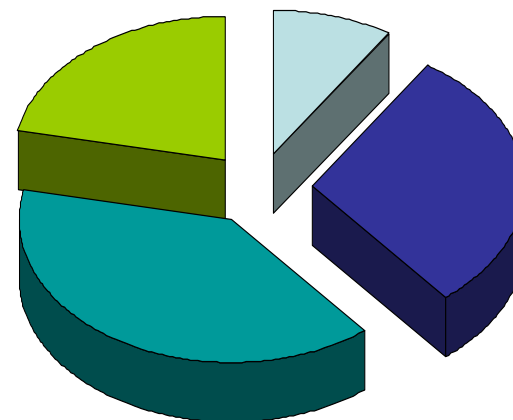
| Effectiveness | Percent | Valid |
|----------------|---------|-------|
| Not at All | 8.5 | 9.4 |
| Only a Little | 23.2 | 25.7 |
| Some/Somewhat | 39.7 | 44.0 |
| Very/Very Much | 18.8 | 20.8 |
| NA | 9.7 | |



Offer a Catholic perspective on current events

Among the valid response group, 22 percent believe St. Michael's is very effective in offering a Catholic perspective on current events.

| Effectiveness | Percent | Valid |
|----------------|---------|-------|
| Not at All | 8.5 | 9.3 |
| Only a Little | 27.4 | 29.8 |
| Some/Somewhat | 35.9 | 39.1 |
| Very/Very Much | 20.0 | 21.8 |
| NA | 8.2 | |



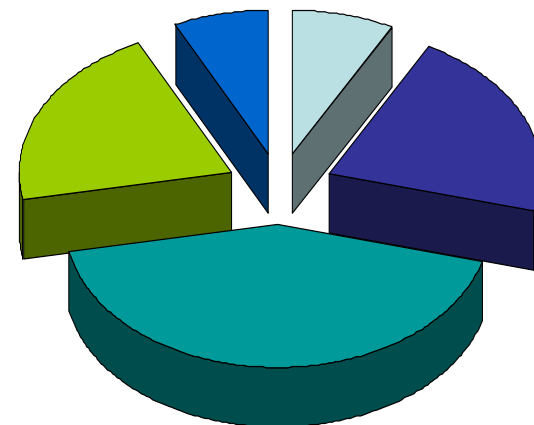


Key Findings

Develop a parish sense of community

Just under 21 percent think St. Michael's has been very effective in helping parishioners develop a sense of community.

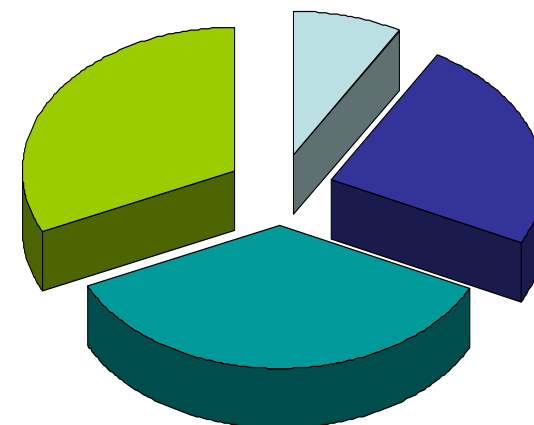
| Effectiveness | Percent |
|----------------|---------|
| Not at All | 7.9 |
| Only a Little | 21.2 |
| Some/Somewhat | 42.9 |
| Very/Very Much | 20.9 |
| NA | 7.1 |



Invite your participation in ministry

Among the valid response group, 32 percent believe St. Michael's is very effective in inviting parishioners to participate in church ministry.

| Effectiveness | Percent | Valid |
|----------------|---------|-------|
| Not at All | 7.6 | 8.4 |
| Only a Little | 21.8 | 23.9 |
| Some/Somewhat | 32.6 | 35.8 |
| Very/Very Much | 29.1 | 31.9 |
| NA | 8.8 | |



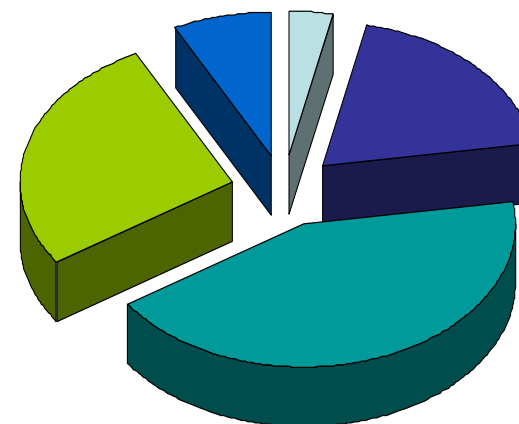


Key Findings

Promote charitable works

70 percent think St. Michael's has been somewhat or very effective in promoting charitable works.

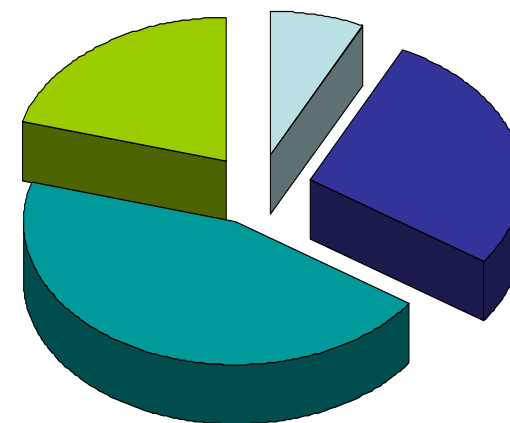
| Effectiveness | Percent |
|----------------|---------|
| Not at All | 3.2 |
| Only a Little | 19.4 |
| Some/Somewhat | 42.9 |
| Very/Very Much | 27.1 |
| NA | 7.4 |



Strengthen family life

Among those with an opinion, 20 percent believe St. Michael's is very effective in strengthening family life.

| Effectiveness | Percent | Valid |
|----------------|---------|-------|
| Not at All | 6.5 | 7.3 |
| Only a Little | 24.4 | 27.5 |
| Some/Somewhat | 39.7 | 44.7 |
| Very/Very Much | 18.2 | 20.5 |
| NA | 11.2 | |



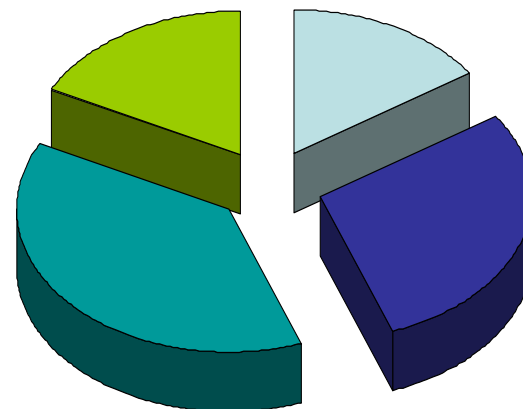


Key Findings

Meet the needs of those with physical disabilities and/or special needs

Just under 18 percent of those offering an opinion think St. Michael's has been very effective in meeting the needs of those with disabilities or with special needs.

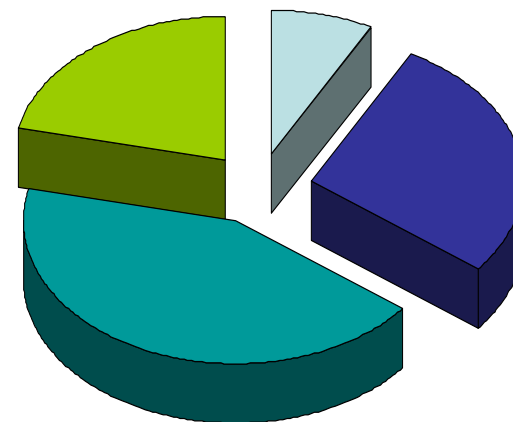
| Effectiveness | Percent | Valid |
|----------------|---------|-------|
| Not at All | 13.2 | 15.5 |
| Only a Little | 24.7 | 29.0 |
| Some/Somewhat | 32.4 | 37.9 |
| Very/Very Much | 15.0 | 17.6 |
| NA | 14.7 | |



Communicate with parishioners

22 percent of those with an opinion believe St. Michael's is very effective in communicating with parishioners; combined with somewhat effective, the percentage increases to just over 64 percent.

| Effectiveness | Percent | Valid |
|----------------|---------|-------|
| Not at All | 7.1 | 7.7 |
| Only a Little | 25.6 | 27.9 |
| Some/Somewhat | 39.4 | 42.9 |
| Very/Very Much | 19.7 | 21.5 |
| NA | 8.2 | |



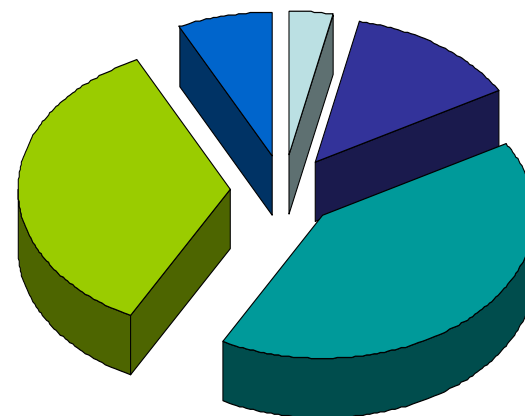


Key Findings

Maintain our current physical facilities

76 percent of all respondents believe St. Michael's has been somewhat or very effective in maintaining its physical facilities.

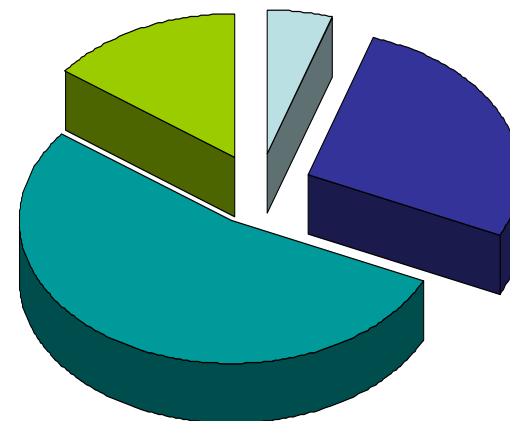
| Effectiveness | Percent |
|----------------|---------|
| Not at All | 3.2 |
| Only a Little | 13.5 |
| Some/Somewhat | 41.2 |
| Very/Very Much | 35.0 |
| NA | 7.1 |



Collaborate with groups in the local community

Combined, 68 percent of respondents offering an opinion believe St. Michael's has been effective in its collaborative efforts with other groups in the community.

| Effectiveness | Percent | Valid |
|----------------|---------|-------|
| Not at All | 4.4 | 5.0 |
| Only a Little | 23.8 | 27.0 |
| Some/Somewhat | 47.1 | 53.3 |
| Very/Very Much | 12.9 | 14.7 |
| NA | 11.8 | |



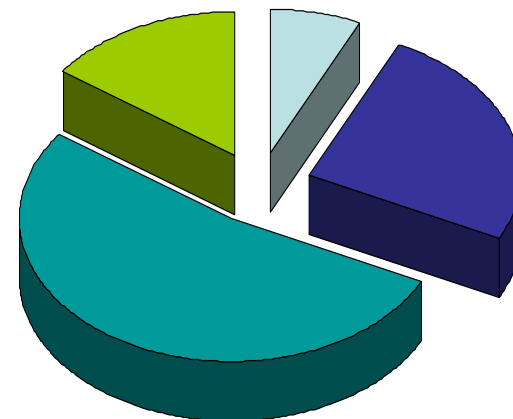


Key Findings

Respond to local community concerns

As with the previous statement about collaborative efforts, 68 percent of valid responses agreed St. Michael's has been effective in responding to local community concerns.

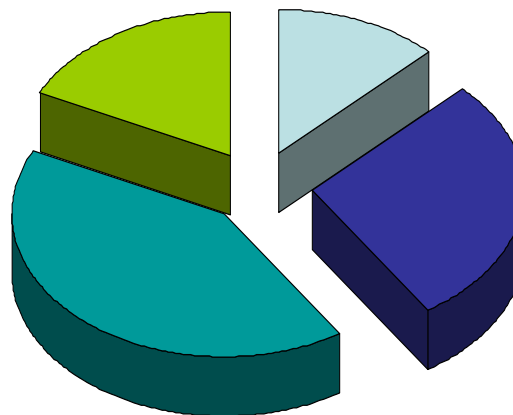
| Effectiveness | Percent | Valid |
|----------------|---------|-------|
| Not at All | 6.2 | 7.0 |
| Only a Little | 22.1 | 25.2 |
| Some/Somewhat | 46.2 | 52.7 |
| Very/Very Much | 13.2 | 15.1 |
| NA | 12.4 | |



Welcome families of SMLS students who are not parish members

Of those with an opinion, 59 percent believe St. Michael's has been effective in welcoming families of the school's students who are not parish members.

| Effectiveness | Percent | Valid |
|----------------|---------|-------|
| Not at All | 9.4 | 12.5 |
| Only a Little | 21.5 | 28.4 |
| Some/Somewhat | 31.2 | 41.2 |
| Very/Very Much | 13.5 | 17.9 |
| NA | 24.4 | |



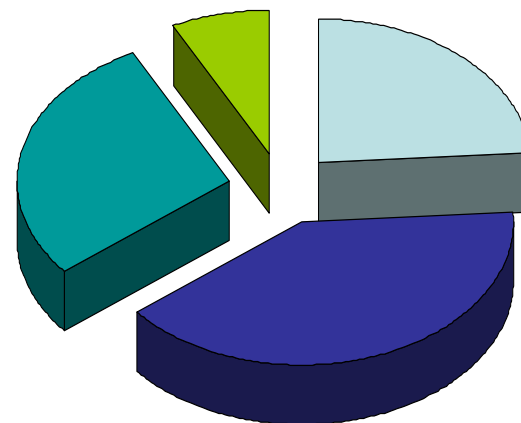


Key Findings

Reach out to Catholics who do not attend Mass regularly

Less than 36 percent of those with an opinion believe efforts to reach out to Catholics who do not regularly attend Mass have been effective.

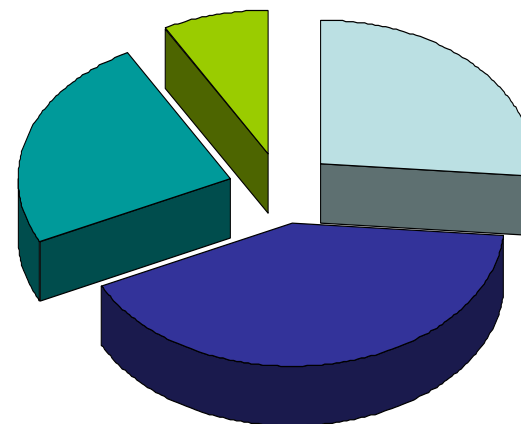
| Effectiveness | Percent | Valid |
|----------------|---------|-------|
| Not at All | 18.8 | 23.9 |
| Only a Little | 31.8 | 40.3 |
| Some/Somewhat | 22.4 | 28.4 |
| Very/Very Much | 5.9 | 7.5 |
| NA | 21.2 | |



Reach out to people who do not belong to a faith community

Less than one-third of those offering an opinion think outreach to people who do not belong to a faith community have been effective.

| Effectiveness | Percent | Valid |
|----------------|---------|-------|
| Not at All | 20.3 | 26.4 |
| Only a Little | 31.6 | 41.4 |
| Some/Somewhat | 18.5 | 24.1 |
| Very/Very Much | 6.2 | 8.0 |
| NA | 23.2 | |





Key Findings

| What priority do you give the following parish needs? | | |
|---|------|-----|
| Statement | Mean | N |
| Children's religious education | 3.73 | 315 |
| Youth ministry and youth programs | 3.62 | 309 |
| Developing a parish sense of community | 3.51 | 317 |
| Providing opportunities to help the needy | 3.38 | 316 |
| Upkeep of parish facilities | 3.36 | 319 |
| Children's liturgy program during Mass | 3.30 | 308 |
| Availability of a Catholic school | 3.22 | 317 |
| Adult religious education / formation | 3.20 | 313 |
| Children's nursery during Mass | 3.08 | 307 |
| Adult Bible study programs | 3.02 | 313 |
| Outreach to inactive Catholics | 2.91 | 308 |
| Small group prayer opportunities | 2.83 | 310 |
| Fostering religious vocations | 2.82 | 313 |
| More opportunities for Adoration of the Blessed Sacrament | 2.66 | 314 |
| Retreat opportunities | 2.56 | 314 |

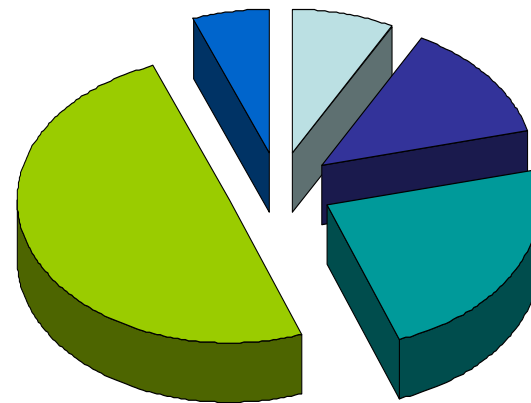


Key Findings

Availability of a Catholic School

Almost half of all respondents place the priority of a Catholic school at the highest level.

| Priority | Percent |
|----------------|---------|
| Not at All | 7.6 |
| Only a Little | 13.2 |
| Some/Somewhat | 23.2 |
| Very/Very Much | 49.1 |
| NA | 6.8 |



| Priority | Respondent Age | | | | | Children At St. Michael's | |
|----------------|-----------------|------------------|-------------------|------------------|-----------------|---------------------------|-------------|
| | 18 to 24 N=2 | 25 to 44 N=50 | 45 to 64 N=145 | 65 to 75 N=71 | Over 75 N=45 | Yes N=113 | No N=190 |
| Not at All | 0 | 8.0 | 11.0 | 5.6 | 2.2 | 4.4 | 10.5 |
| Only a little | 50.0 | 16.0 | 17.2 | 9.9 | 8.9 | 9.7 | 17.9 |
| Some/Somewhat | 0 | 24.0 | 26.9 | 31.0 | 13.3 | 16.8 | 30.0 |
| Very/Very Much | 50.0 | 52.0 | 44.8 | 53.5 | 75.6 | 69.0 | 41.6 |

Among respondents 25 or older, those respondents least likely to place importance on a Catholic school were those between 45 to 64 years of age, the group representing the largest group of respondents surveyed.

86 percent of respondents who have - or had - a child at St. Michael's believed the school was a priority compared with 72 percent of respondents who had no such experience.

All "NA" were eliminated from the extended analysis

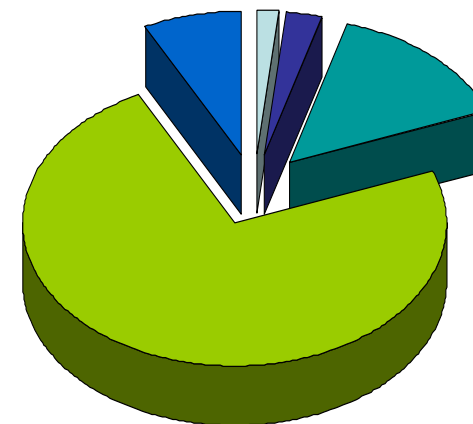


Key Findings

Children's religious education

Almost 74 percent of respondents place a very high priority on children's religious education.

| Priority | Percent |
|----------------|---------|
| Not at All | 1.8 |
| Only a Little | 2.6 |
| Some/Somewhat | 14.7 |
| Very/Very Much | 73.5 |
| NA | 7.4 |



| Priority | Respondent Age | | | | | Children At St. Michael's | |
|----------------|-----------------|------------------|-------------------|------------------|-----------------|---------------------------|-------------|
| | 18 to 24 N=2 | 25 to 44 N=48 | 45 to 64 N=145 | 65 to 75 N=71 | Over 75 N=45 | Yes N=185 | No N=116 |
| Not at All | 0 | 2.1 | 2.1 | 1.4 | 0 | 1.1 | 2.6 |
| Only a little | 0 | 2.1 | 3.4 | 1.4 | 4.4 | 3.2 | 2.6 |
| Some/Somewhat | 50.0 | 12.5 | 19.3 | 16.9 | 6.7 | 16.8 | 13.8 |
| Very/Very Much | 50.0 | 83.3 | 75.2 | 80.3 | 88.9 | 78.9 | 81.0 |

There was little disagreement about the importance of children's religious education – all groups placed a high priority on it.

All "NA" were eliminated from the extended analysis

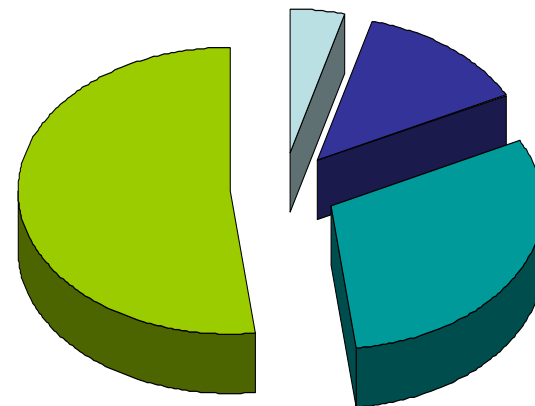


Key Findings

Children's liturgy program during Mass

Almost 52 percent of those with an opinion place a high priority on children's liturgy during Mass.


| Priority | Percent | Valid |
|----------------|---------|-------|
| Not at All | 3.8 | 4.2 |
| Only a Little | 12.1 | 13.3 |
| Some/Somewhat | 27.6 | 30.5 |
| Very/Very Much | 47.1 | 51.9 |
| NA | 9.4 | |



Children's nursery during Mass

42 percent of respondents answering placed a high priority on the nursery.

| Priority | Percent | Valid |
|----------------|---------|-------|
| Not at All | 6.8 | 7.5 |
| Only a Little | 16.8 | 18.6 |
| Some/Somewhat | 28.8 | 31.9 |
| Very/Very Much | 37.9 | 42.0 |
| NA | 9.7 | |



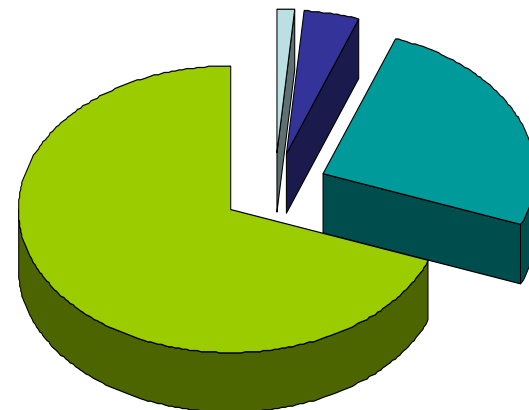


Key Findings

Youth ministry and youth programs

Few respondents doubted the importance of youth ministry and youth programs.

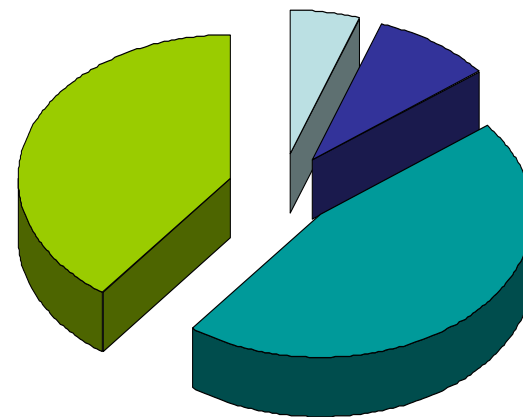
| Priority | Percent | Valid |
|----------------|---------|-------|
| Not at All | 1.2 | 1.3 |
| Only a Little | 3.8 | 4.2 |
| Some/Somewhat | 22.9 | 25.2 |
| Very/Very Much | 62.9 | 69.3 |
| NA | 9.1 | |



Adult religious education / formation

40 percent of those with an opinion placed a high priority on adult religious education/formation.

| Priority | Percent | Valid |
|----------------|---------|-------|
| Not at All | 5.0 | 5.4 |
| Only a Little | 8.2 | 8.9 |
| Some/Somewhat | 42.4 | 46.0 |
| Very/Very Much | 36.5 | 39.6 |
| NA | 7.9 | |



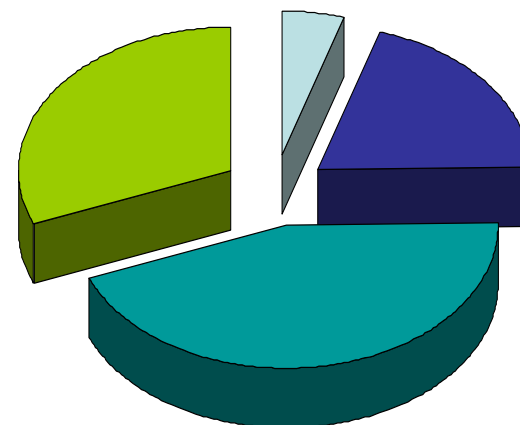


Key Findings

Adult Bible study programs

31 percent of respondents with an opinion thought Adult Bible study was a high priority.

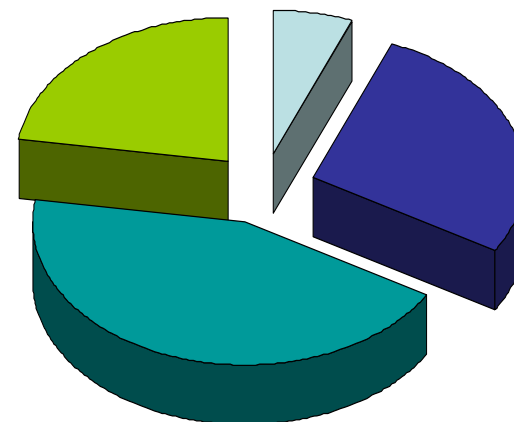
| Priority | Percent | Valid |
|----------------|---------|-------|
| Not at All | 4.4 | 4.8 |
| Only a Little | 18.2 | 19.8 |
| Some/Somewhat | 40.9 | 44.4 |
| Very/Very Much | 28.5 | 31.0 |
| NA | 7.9 | |



Small group prayer opportunities

Just under 23 percent of respondents addressing the question suggested small group prayer opportunities were a high priority.

| Priority | Percent | Valid |
|----------------|---------|-------|
| Not at All | 5.6 | 6.1 |
| Only a Little | 25.0 | 27.4 |
| Some/Somewhat | 40.0 | 43.9 |
| Very/Very Much | 20.6 | 22.6 |
| NA | 8.8 | |



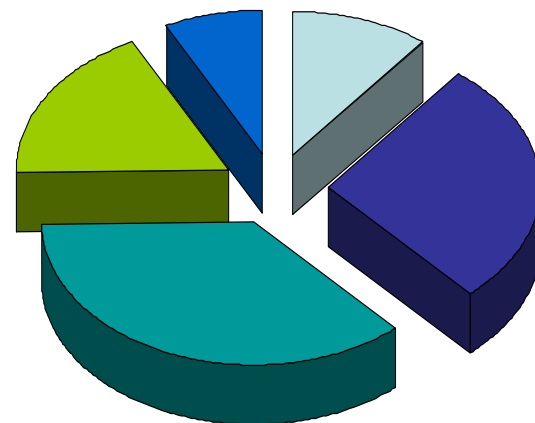


Key Findings

More opportunities for Adoration of the Blessed Sacrament

Combined, 54 percent of all respondents said Adoration of the Blessed Sacrament was a notable priority.

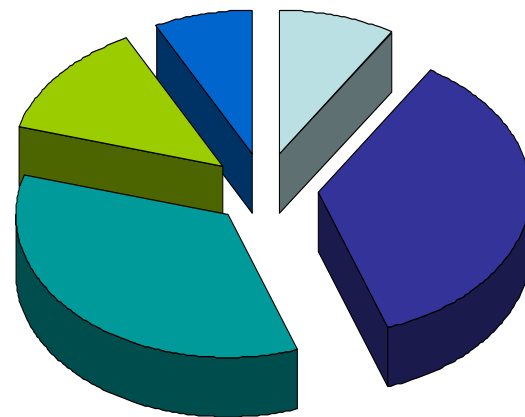
| Priority | Percent |
|----------------|---------|
| Not at All | 10.6 |
| Only a Little | 27.6 |
| Some/Somewhat | 36.5 |
| Very/Very Much | 17.6 |
| NA | 7.6 |



Retreat opportunities

Less than 13 percent of all respondents rated retreat opportunities as a high priority.

| Priority | Percent |
|----------------|---------|
| Not at All | 8.8 |
| Only a Little | 35.9 |
| Some/Somewhat | 34.7 |
| Very/Very Much | 12.9 |
| NA | 7.6 |



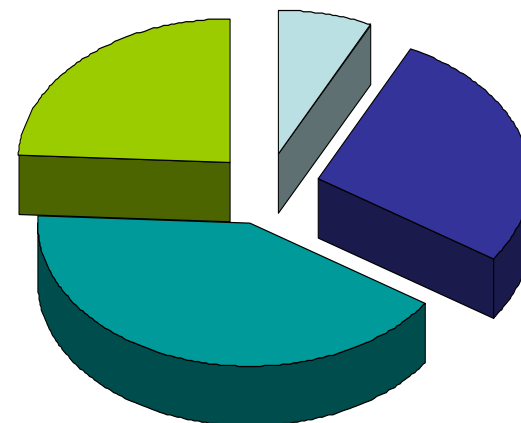


Key Findings

Fostering religious vocations

Less than one-fourth of respondents with an opinion placed a high priority on fostering religious vocations.

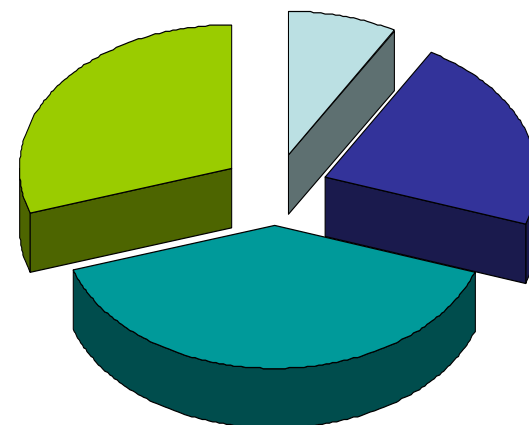
| Priority | Percent | Valid |
|----------------|---------|-------|
| Not at All | 6.8 | 7.3 |
| Only a Little | 25.0 | 27.2 |
| Some/Somewhat | 37.9 | 41.2 |
| Very/Very Much | 22.4 | 24.3 |
| NA | 7.9 | |



Outreach to inactive Catholics

Just under 30 percent of respondents addressing the question suggested outreach to inactive Catholics was a high priority.

| Priority | Percent | Valid |
|----------------|---------|-------|
| Not at All | 7.6 | 8.4 |
| Only a Little | 19.7 | 21.8 |
| Some/Somewhat | 36.2 | 39.9 |
| Very/Very Much | 27.1 | 29.9 |
| NA | 9.4 | |



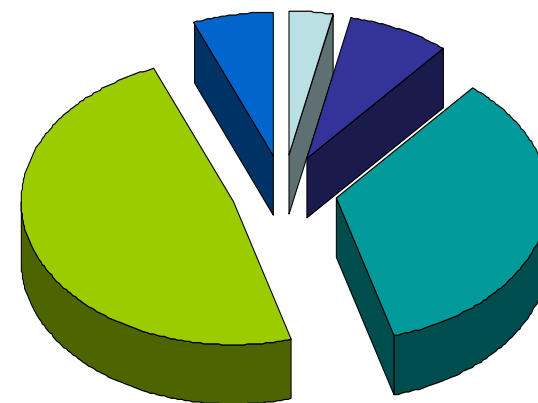


Key Findings

Upkeep of parish facilities

48 percent of all respondents though the upkeep of parish facilities was a high priority.

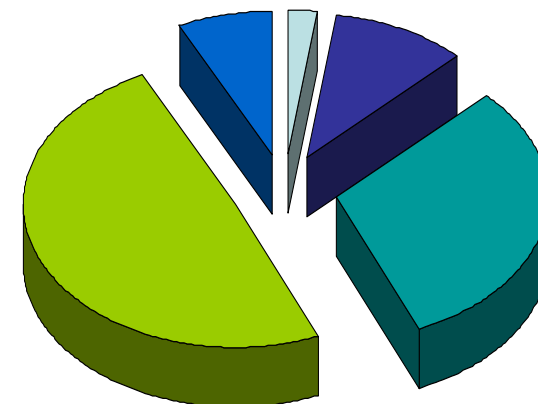
| Priority | Percent |
|----------------|---------|
| Not at All | 3.2 |
| Only a Little | 7.9 |
| Some/Somewhat | 34.4 |
| Very/Very Much | 48.2 |
| NA | 6.2 |



Providing opportunities to help the needy

Slightly less than half of all respondents believe providing opportunities to help the needy is a high priority.

| Priority | Percent |
|----------------|---------|
| Not at All | 2.1 |
| Only a Little | 10.3 |
| Some/Somewhat | 31.2 |
| Very/Very Much | 49.4 |
| NA | 7.1 |



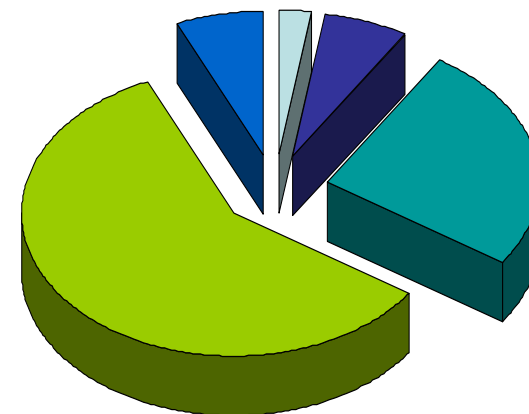


Key Findings

Developing a parish sense of community

Almost 60 percent of all respondents think developing a parish sense of community is a high priority.

| Priority | Percent |
|----------------|---------|
| Not at All | 2.4 |
| Only a Little | 6.5 |
| Some/Somewhat | 25.6 |
| Very/Very Much | 58.8 |
| NA | 6.8 |



| Priority | Respondent Age | | | | | Years Attending St. Michaels | | | |
|----------------|-----------------|------------------|-------------------|------------------|-----------------|------------------------------|-------------|---------------|--------------|
| | 18 to 24 N=2 | 25 to 44 N=49 | 45 to 64 N=144 | 65 to 75 N=72 | Over 75 N=46 | 3 or less N=45 | 4-9 N=29 | 10-19 N=48 | 20+ N=192 |
| Not at All | 0 | 0 | 2.1 | 4.2 | 4.3 | 0 | 3.4 | 4.2 | 2.6 |
| Only a little | 0 | 2.0 | 4.9 | 11.1 | 10.9 | 4.4 | 0 | 4.2 | 9.4 |
| Some/Somewhat | 50.0 | 28.6 | 24.3 | 33.3 | 28.3 | 17.8 | 37.9 | 33.3 | 27.1 |
| Very/Very Much | 50.0 | 69.4 | 68.8 | 51.4 | 56.5 | 77.8 | 58.6 | 58.3 | 60.9 |

Those respondents 25 to 44 and members of St. Michael's for three years or less were most likely to place a high priority on the development of a parish sense of community. Support was also significant among those 45 to 64 years of age. Almost 61 percent of respondents who have been a member for 20 years or more also offered support for the mission.

All "NA" were eliminated from the extended analysis



Key Findings

| How much do the following attract you to our parish? | | |
|--|------|-----|
| Statement | Mean | N |
| Location | 3.48 | 323 |
| Quality of the liturgy | 3.26 | 317 |
| Sense of belonging I feel at the parish | 3.12 | 320 |
| Open welcoming spirit | 3.12 | 313 |
| Family tradition | 3.00 | 308 |
| Opportunities for spiritual growth | 2.92 | 299 |
| Religious education / formation for children and youth | 2.86 | 304 |
| St. Michael's School | 2.74 | 307 |
| Parish social activities | 2.70 | 315 |
| Commitment to social justice | 2.70 | 303 |
| Sacramental preparation programs | 2.63 | 292 |
| Religious education / formation for adults | 2.56 | 304 |

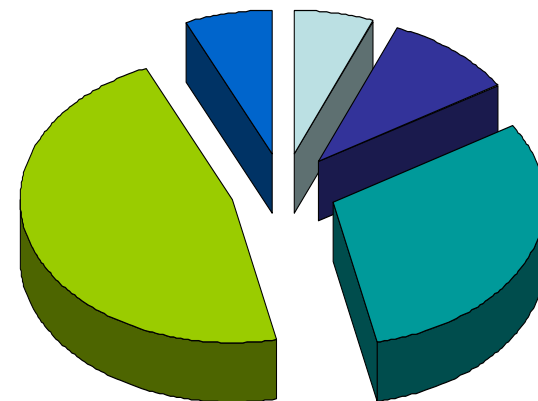


Key Findings

Quality of the liturgy

77 percent of all respondents said the quality of the liturgy was important in attracting them to St. Michael's.

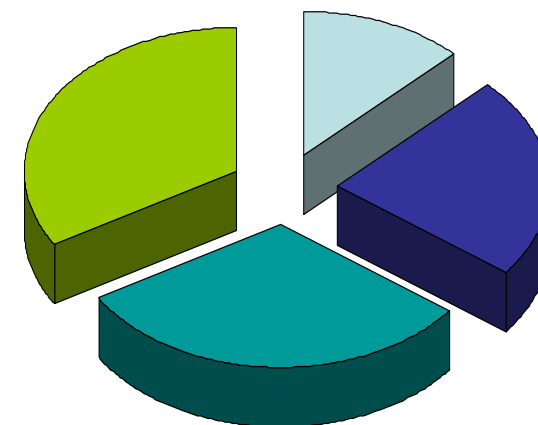
| Attraction | Percent |
|----------------|---------|
| Not at All | 6.2 |
| Only a Little | 10.0 |
| Some/Somewhat | 30.6 |
| Very/Very Much | 46.5 |
| NA | 6.8 |



Religious education / formation for children and youth

Among only those with an opinion, 34 percent said the religious education / formation for children and youth as a very important attraction.

| Attraction | Percent | Valid |
|----------------|---------|-------|
| Not at All | 11.2 | 12.5 |
| Only a Little | 20.3 | 22.7 |
| Some/Somewhat | 27.9 | 31.3 |
| Very/Very Much | 30.0 | 33.6 |
| NA | 10.6 | |



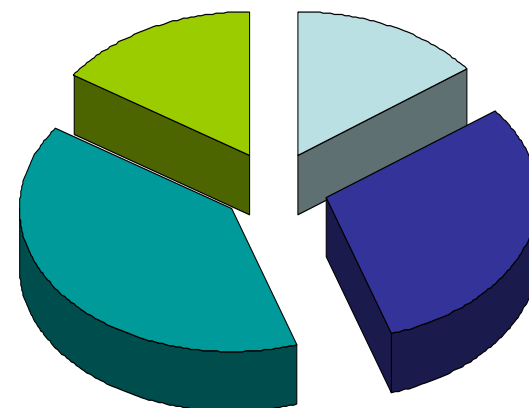


Key Findings

Religious education / formation for adults

Just over 15 percent of the respondents with an opinion said the education/formation for adults was a very important attraction.

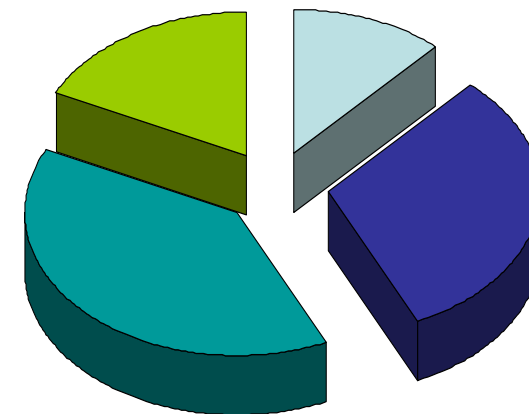
| Attraction | Percent | Valid |
|----------------|---------|-------|
| Not at All | 13.2 | 14.8 |
| Only a Little | 27.1 | 30.3 |
| Some/Somewhat | 35.3 | 39.5 |
| Very/Very Much | 13.8 | 15.5 |
| NA | 10.6 | |



Sacramental preparation programs

18 percent of those addressing the issue said the program would be a strong attraction.

| Attraction | Percent | Valid |
|----------------|---------|-------|
| Not at All | 10.0 | 11.6 |
| Only a Little | 27.1 | 31.5 |
| Some/Somewhat | 33.5 | 39.0 |
| Very/Very Much | 15.3 | 17.8 |
| NA | 14.1 | |



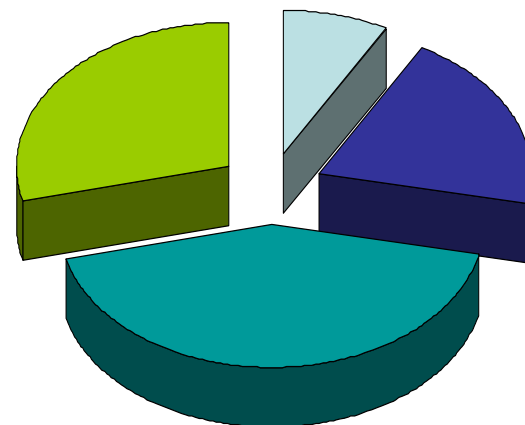


Key Findings

Opportunities for spiritual growth

Almost 72 percent of the valid responses indicated opportunities for spiritual growth was more than a casual attraction.

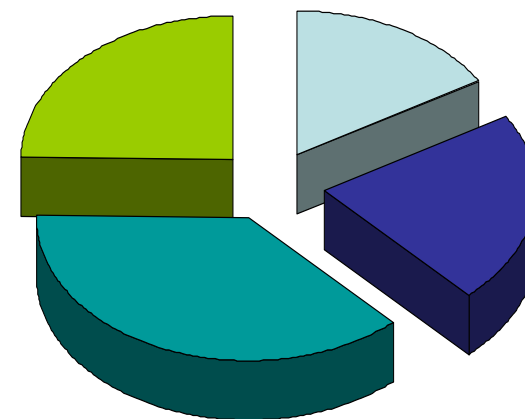
| Attraction | Percent | Valid |
|----------------|---------|-------|
| Not at All | 7.1 | 8.0 |
| Only a Little | 17.9 | 20.4 |
| Some/Somewhat | 37.6 | 42.8 |
| Very/Very Much | 25.3 | 28.8 |
| NA | 12.1 | |



Commitment to social justice

25 percent of the respondents with an opinion said the parish commitment to social justice was a strong attraction.

| Attraction | Percent | Valid |
|----------------|---------|-------|
| Not at All | 14.7 | 16.5 |
| Only a Little | 19.1 | 21.5 |
| Some/Somewhat | 33.2 | 37.3 |
| Very/Very Much | 22.1 | 24.8 |
| NA | 10.9 | |



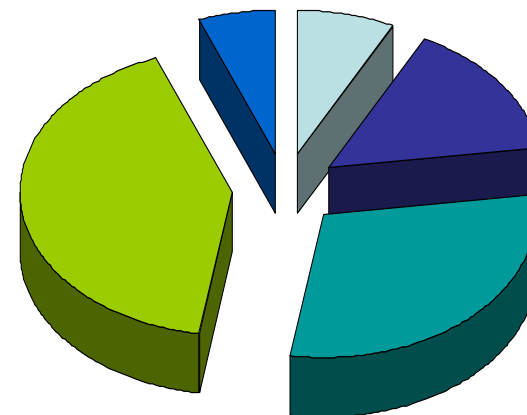


Key Findings

Sense of belonging I feel at the parish

A combined 71 percent of all respondents said the sense of belonging was important in attracting them to St. Michael's; an additional 15 percent said it provided limited appeal.

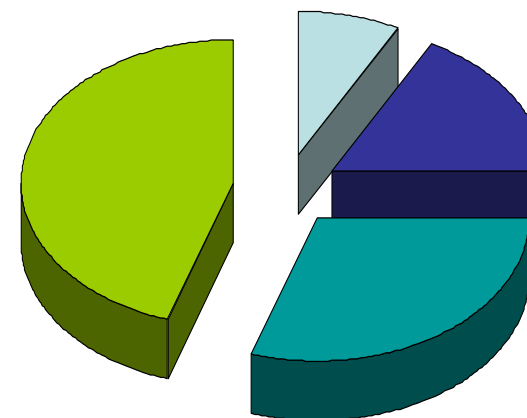
| Attraction | Percent |
|----------------|---------|
| Not at All | 7.6 |
| Only a Little | 15.3 |
| Some/Somewhat | 29.7 |
| Very/Very Much | 41.5 |
| NA | 5.9 |



Open, welcoming spirit

45 percent of those with a response said the open, welcoming spirit was a very important attraction to them.

| Attraction | Percent | Valid |
|----------------|---------|-------|
| Not at All | 7.1 | 7.7 |
| Only a Little | 15.9 | 17.3 |
| Some/Somewhat | 27.6 | 30.0 |
| Very/Very Much | 41.5 | 45.0 |
| NA | 7.9 | |






Key Findings

St. Michael's School

Among those respondents stating their opinion, a combined 40 percent said St. Michael's School offered little or no attraction for them.

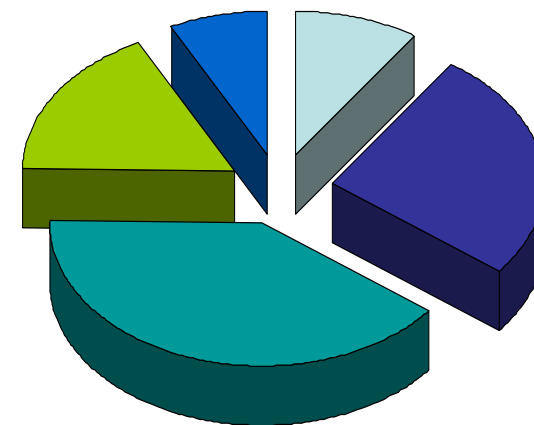
| Attraction | Percent | Valid |
|----------------|---------|-------|
| Not at All | 21.2 | 23.5 |
| Only a Little | 15.0 | 16.6 |
| Some/Somewhat | 20.3 | 22.5 |
| Very/Very Much | 33.8 | 37.5 |
| NA | 9.7 | |



Parish social activities

Just over 17 percent of all respondents said the social activities at St. Michael's were an important attraction.

| Attraction | Percent |
|----------------|---------|
| Not at All | 9.4 |
| Only a Little | 26.2 |
| Some/Somewhat | 39.7 |
| Very/Very Much | 17.4 |
| NA | 7.4 |



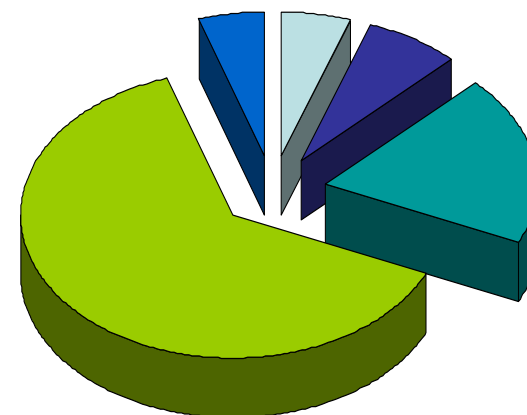


Key Findings

Location

Over 63 percent of all respondents said the location of St. Michael's was very important in attracting them to the parish.

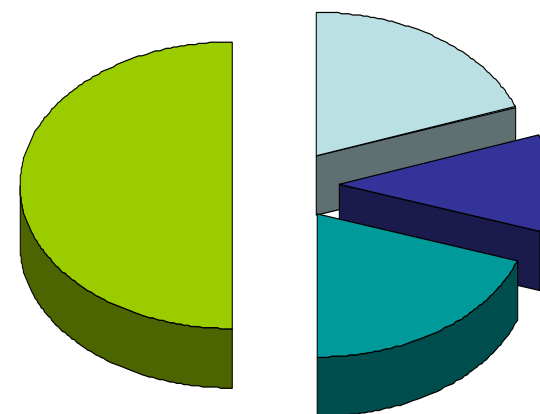
| Attraction | Percent |
|----------------|---------|
| Not at All | 5.3 |
| Only a Little | 7.1 |
| Some/Somewhat | 19.4 |
| Very/Very Much | 63.2 |
| NA | 5.0 |



Family tradition

50 percent of the respondents who answered said family tradition was very important in their attraction to St. Michael's.

| Attraction | Percent | Valid |
|----------------|---------|-------|
| Not at All | 17.6 | 19.5 |
| Only a Little | 9.7 | 10.7 |
| Some/Somewhat | 17.9 | 19.8 |
| Very/Very Much | 45.3 | 50.0 |
| NA | 9.4 | |





Key Findings

| How likely are you to do the following? | | |
|---|------|-----|
| Statement | Mean | N |
| Give service on behalf of the poor | 2.99 | 320 |
| Invite someone to attend one of our parish services or activities | 2.79 | 314 |
| Encourage someone to return to the practice of their Catholic faith | 2.78 | 318 |
| Participate in community efforts to create a more just society | 2.69 | 316 |
| Volunteer for a parish ministry | 2.57 | 321 |
| Invite someone to join our parish | 2.55 | 318 |
| Sponsor someone who wants to become a Catholic | 2.43 | 312 |
| Participate in a faith-sharing program | 2.31 | 316 |

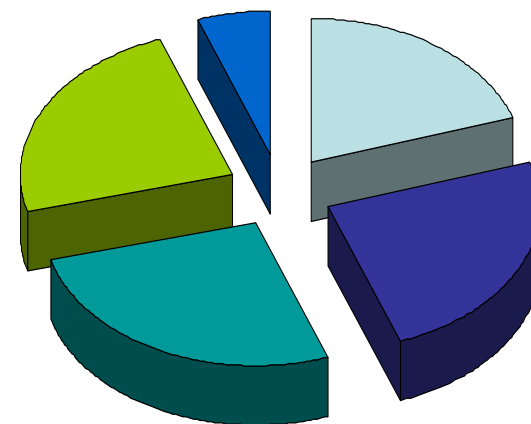


Key Findings

Volunteer for a parish ministry

Less than 24 percent of all respondents said they were very likely to volunteer for a parish ministry.

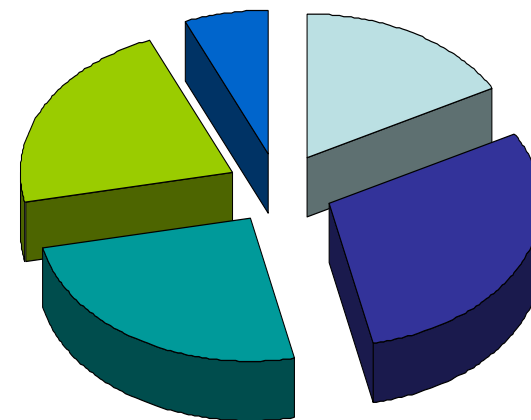
| Likelihood | Percent |
|----------------|---------|
| Not at All | 20.0 |
| Only a Little | 24.4 |
| Some/Somewhat | 26.5 |
| Very/Very Much | 23.5 |
| NA | 5.6 |



Invite someone to join our parish

Combined, 47 percent of respondents said they were somewhat or very likely to invite someone to join St. Michael's.

| Likelihood | Percent |
|----------------|---------|
| Not at All | 17.1 |
| Only a Little | 29.7 |
| Some/Somewhat | 25.0 |
| Very/Very Much | 21.8 |
| NA | 6.5 |



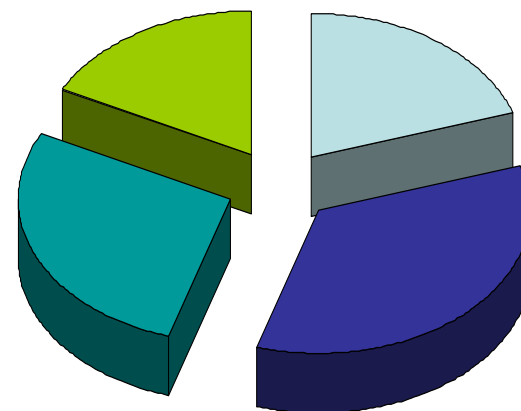


Key Findings

Sponsor someone who wants to become a Catholic

Among those with a response, less than 18 percent said they were very likely to sponsor someone who wants to become a Catholic.

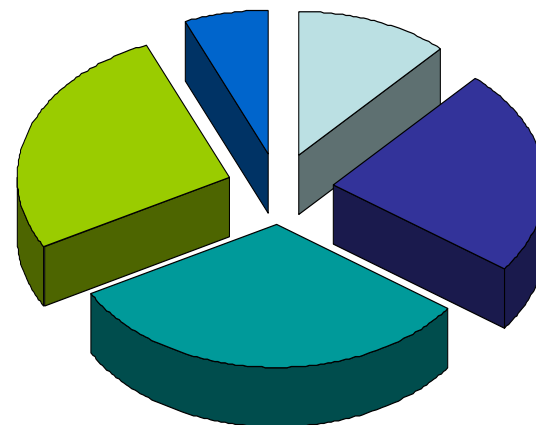
| Likelihood | Percent | Valid |
|----------------|---------|-------|
| Not at All | 18.2 | 19.9 |
| Only a Little | 32.1 | 34.9 |
| Some/Somewhat | 25.3 | 27.6 |
| Very/Very Much | 16.2 | 17.6 |
| NA | 8.2 | |



Encourage someone to return to the practice of their Catholic faith

Combined, almost 59 percent of respondents said they were somewhat or very likely to encourage someone to return to the practice of their Catholic faith.

| Likelihood | Percent |
|----------------|---------|
| Not at All | 11.8 |
| Only a Little | 23.2 |
| Some/Somewhat | 32.1 |
| Very/Very Much | 26.5 |
| NA | 6.5 |



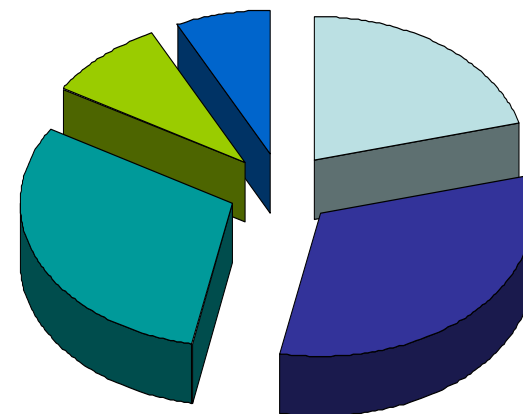


Key Findings

Participate in a faith-sharing program

Less than 10 percent of all respondents said they were very likely to participate in a faith-sharing program at St. Michael's

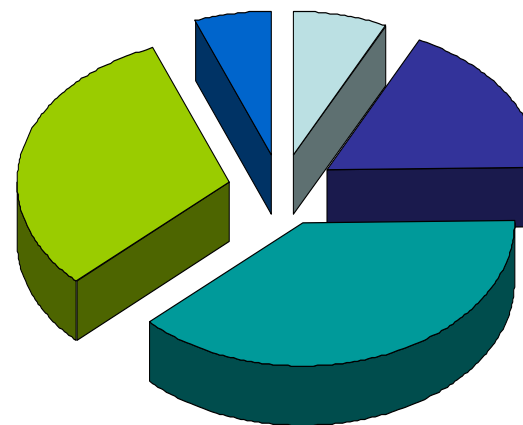
| Likelihood | Percent |
|----------------|---------|
| Not at All | 20.9 |
| Only a Little | 32.1 |
| Some/Somewhat | 30.6 |
| Very/Very Much | 9.4 |
| NA | 7.1 |



Give service on behalf of the poor

Combined, just under 70 percent of respondents said they were somewhat or very likely to give service on behalf of the poor.

| Likelihood | Percent |
|----------------|---------|
| Not at All | 7.1 |
| Only a Little | 17.6 |
| Some/Somewhat | 38.2 |
| Very/Very Much | 31.2 |
| NA | 5.9 |



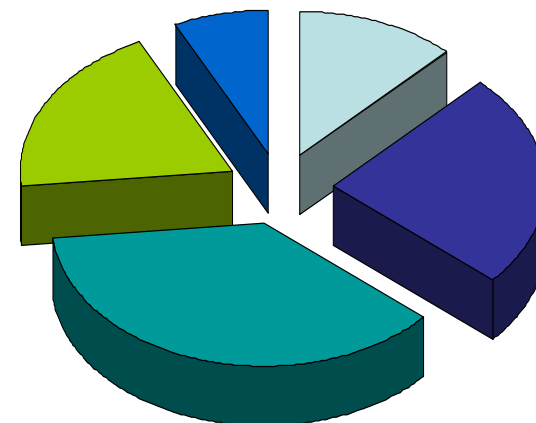


Key Findings

Participate in community efforts to create a more just society

Less than 20 percent of all respondents said they were very likely to participate in community efforts to create a more just society.

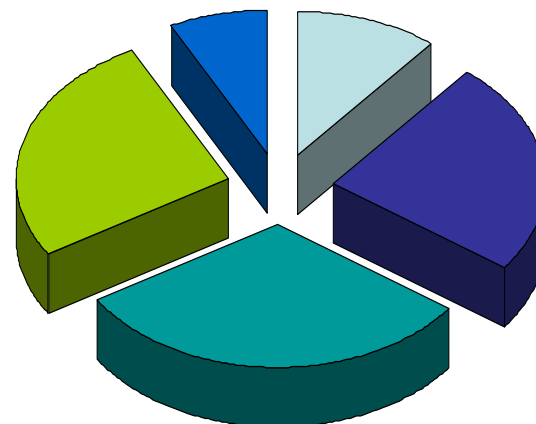
| Likelihood | Percent |
|----------------|---------|
| Not at All | 12.1 |
| Only a Little | 24.4 |
| Some/Somewhat | 36.8 |
| Very/Very Much | 19.7 |
| NA | 7.1 |



Invite someone to attend one of our parish services or activities

Just over 26 percent of all respondents said they were very likely to invite someone to attend one of the services or activities at St. Michael's.

| Likelihood | Percent |
|----------------|---------|
| Not at All | 10.9 |
| Only a Little | 24.1 |
| Some/Somewhat | 31.2 |
| Very/Very Much | 26.2 |
| NA | 7.6 |





Key Findings

| To what extent do these factors limit your financial contribution to our parish? | | |
|--|------|-----|
| Statement | Mean | N |
| My current financial status | 2.96 | 311 |
| I support other causes | 2.83 | 303 |
| Lack of knowledge about parish spending | 2.24 | 304 |
| Concerns about parish spending priorities | 2.18 | 305 |
| Lack of knowledge about parish needs | 2.12 | 304 |

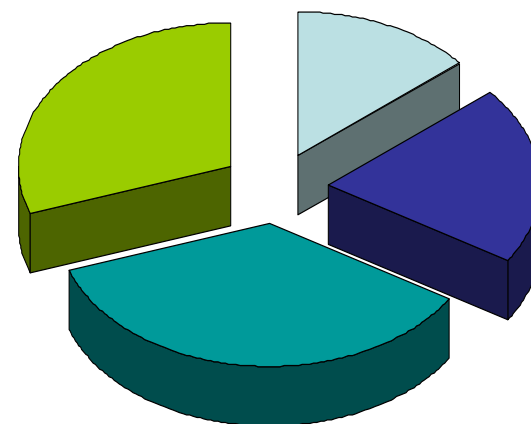


Key Findings

I support other causes

Over 30 percent of those respondents addressing their financial contributions said they were very likely impacted by their support of other causes.

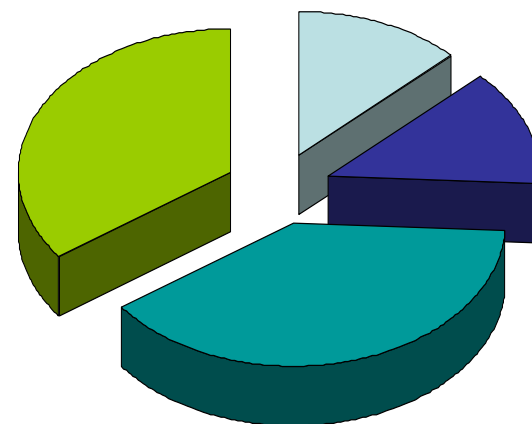
| Limiting Factors | Percent | Valid |
|------------------|---------|-------|
| Not at All | 12.4 | 13.9 |
| Only a Little | 17.9 | 20.1 |
| Some/Somewhat | 31.8 | 35.6 |
| Very/Very Much | 27.1 | 30.4 |
| NA | 10.9 | |



My current financial status

35 percent of the respondents with an opinion said their current financial status very likely was impacting their financial contributions to St. Michael's.

| Limiting Factors | Percent | Valid |
|------------------|---------|-------|
| Not at All | 11.8 | 12.9 |
| Only a Little | 11.8 | 12.9 |
| Some/Somewhat | 35.9 | 39.2 |
| Very/Very Much | 32.1 | 35.0 |
| NA | 8.5 | |



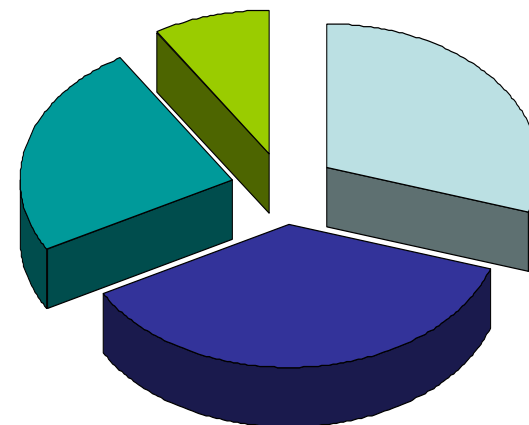


Key Findings

Lack of knowledge about parish needs

Less than 9 percent of the respondents offering an opinion said their lack of knowledge about parish needs very likely contributed to their lack of financial support.

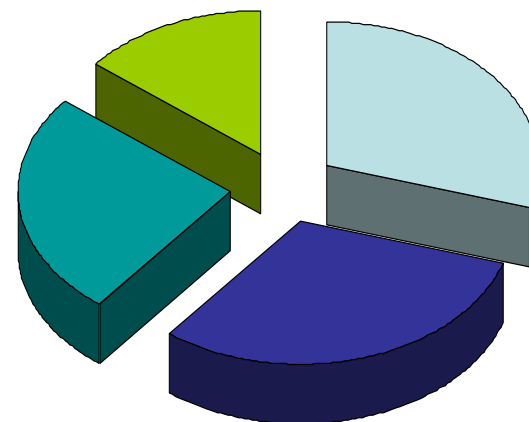
| Limiting Factors | Percent | Valid |
|------------------|---------|-------|
| Not at All | 26.8 | 30.0 |
| Only a Little | 32.9 | 37.0 |
| Some/Somewhat | 21.5 | 24.1 |
| Very/Very Much | 7.9 | 8.9 |
| NA | 10.9 | |



Lack of knowledge about parish spending

14 percent of the respondents with an opinion said their lack of knowledge about parish spending was a very important contributor to their limited financial support.

| Limiting Factors | Percent | Valid |
|------------------|---------|-------|
| Not at All | 26.5 | 29.6 |
| Only a Little | 27.6 | 30.9 |
| Some/Somewhat | 22.6 | 25.3 |
| Very/Very Much | 12.6 | 14.1 |
| NA | 10.6 | |



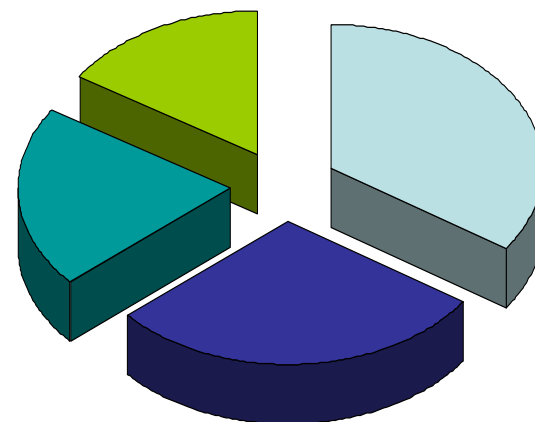


Key Findings

Concerns about parish spending priorities

Combined, 36 percent of the respondents with an opinion said their concern about parish spending was either somewhat or very likely a contributing factor in limiting their financial contributions to St. Michael's.

| Limiting Factors | Percent | Valid |
|------------------|---------|-------|
| Not at All | 30.9 | 34.4 |
| Only a Little | 26.2 | 29.2 |
| Some/Somewhat | 18.5 | 20.7 |
| Very/Very Much | 14.1 | 15.7 |
| NA | 10.3 | |





Key Findings

| In order to be a welcoming and inclusive community, we need to improve the following physical aspects of our parish: | | |
|--|------|-----|
| Statement | Mean | N |
| Handicapped accessibility | 2.78 | 299 |
| Sound system | 2.67 | 306 |
| Fellowship space | 2.38 | 304 |
| Lighting | 2.19 | 301 |
| Parking | 2.13 | 300 |
| Worship space | 1.98 | 303 |

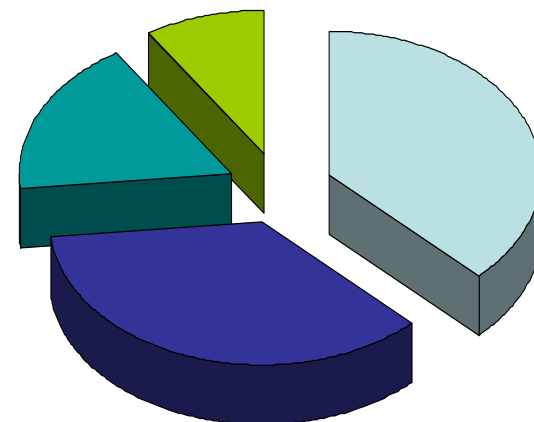


Key Findings

Worship space

Less than 27 percent of the respondents offering an opinion agreed there was a need to improve the worship space at St. Michael's.

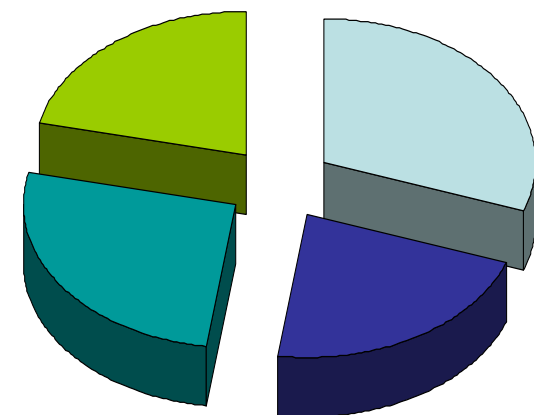
| Agree/Disagree | Percent | Valid |
|-------------------|---------|-------|
| Strongly Disagree | 33.5 | 37.6 |
| Somewhat Disagree | 31.8 | 35.6 |
| Somewhat Agree | 15.6 | 17.5 |
| Strongly Agree | 8.2 | 9.2 |
| NA | 10.9 | |



Fellowship space

Almost 48 percent of the respondents with an opinion agreed there was a need to improve the fellowship space at St. Michael's.

| Agree/Disagree | Percent | Valid |
|-------------------|---------|-------|
| Strongly Disagree | 27.4 | 30.6 |
| Somewhat Disagree | 19.4 | 21.7 |
| Somewhat Agree | 23.5 | 26.3 |
| Strongly Agree | 19.1 | 21.4 |
| NA | 10.6 | |



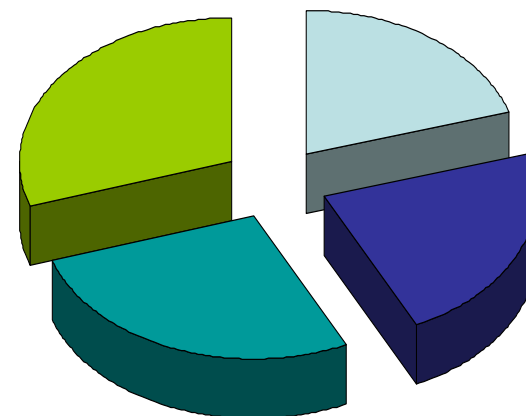


Key Findings

Sound system

More than 57 percent of the respondents offering an opinion agreed there was a need to improve the sound system at St. Michael's.

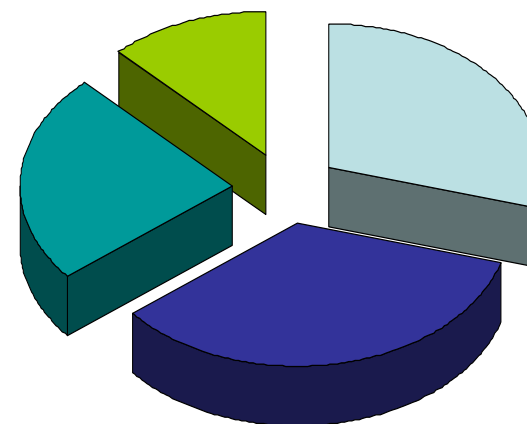
| Agree/Disagree | Percent | Valid |
|-------------------|---------|-------|
| Strongly Disagree | 18.2 | 20.3 |
| Somewhat Disagree | 20.3 | 22.5 |
| Somewhat Agree | 24.4 | 27.1 |
| Strongly Agree | 27.1 | 30.1 |
| NA | 10.0 | |



Lighting

36 percent of the respondents with an opinion agreed there was a need to improve the lighting at St. Michael's.

| Agree/Disagree | Percent | Valid |
|-------------------|---------|-------|
| Strongly Disagree | 26.2 | 29.6 |
| Somewhat Disagree | 30.6 | 34.6 |
| Somewhat Agree | 20.9 | 23.6 |
| Strongly Agree | 10.9 | 12.3 |
| NA | 11.5 | |






Key Findings

Handicapped accessibility

61 percent of the respondents offering an opinion agreed there was a need to improve handicapped accessibility at St. Michael's.

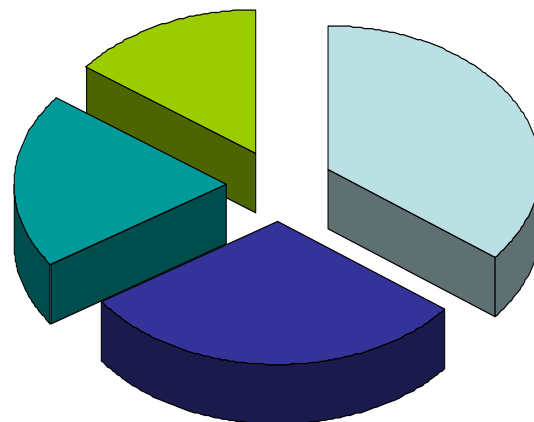
| Agree/Disagree | Percent | Valid |
|-------------------|---------|-------|
| Strongly Disagree | 19.1 | 21.7 |
| Somewhat Disagree | 15.3 | 17.4 |
| Somewhat Agree | 19.7 | 22.4 |
| Strongly Agree | 33.8 | 38.5 |
| NA | 12.1 | |



Parking

Less than 35 percent of the respondents with an opinion agreed there was a need to improve parking at St. Michael's.

| Agree/Disagree | Percent | Valid |
|-------------------|---------|-------|
| Strongly Disagree | 31.5 | 35.7 |
| Somewhat Disagree | 26.5 | 30.0 |
| Somewhat Agree | 17.4 | 19.7 |
| Strongly Agree | 12.9 | 14.7 |
| NA | 11.8 | |





Key Findings

Q108 Are there any physical barriers at St. Michael's that prevent you from actively participating?

| Valid | Frequency | Percent | Valid Percent | Cumulative Percent |
|--|-----------|---------|---------------|--------------------|
| access to basement; need an elevator | 310 | 91.2 | 91.2 | 91.2 |
| acoustics hard to understand what's being said | 1 | .3 | .3 | 91.5 |
| alter steps have no rail | 1 | .3 | .3 | 91.8 |
| an elevator for handicaps can't use the stairs | 1 | .3 | .3 | 92.1 |
| cold unwelcoming social hall and entry | 1 | .3 | .3 | 92.4 |
| continuing to move the alter and podium is ergonomically terrible | 1 | .3 | .3 | 92.6 |
| elevator | 1 | .3 | .3 | 92.9 |
| I regret that our church and school look so tired | 2 | .6 | .6 | 93.2 |
| lack of elevator | 1 | .3 | .6 | 93.8 |
| location of restrooms, unless that's changed | 1 | .3 | .3 | 94.1 |
| need an elevator | 1 | .3 | .3 | 94.4 |
| no elevator | 1 | .3 | .3 | 94.7 |
| no restrooms on main level is difficult for older people | 1 | .3 | .3 | 95.0 |
| no, but we need an elevator | 1 | .3 | .3 | 95.3 |
| our parish has deteriorated over the past 2 years, and most know why. I know several who attend different churches because of these conditions | 1 | .3 | .3 | 95.6 |
| sound system | 1 | .3 | .3 | 95.9 |
| stairs | 2 | .6 | .6 | 96.2 |
| stairs are bad | 3 | .9 | .9 | 96.8 |
| stairs are becoming a problem for me | 1 | .3 | .3 | 97.6 |
| steps are slippery at times and not easy to climb, no accessible bathrooms | 1 | .3 | .3 | 97.9 |
| the choir space is too small for the choir | 1 | .3 | .3 | 98.2 |
| the ramp is dangerous when wet | 1 | .3 | .3 | 98.5 |
| we need an elevator | 1 | .3 | .3 | 98.8 |
| would like Communion to go to the back where people with disabilities sit | 1 | .3 | .3 | 99.1 |
| Total | 2 | .6 | .6 | 99.7 |
| | 1 | .3 | .3 | 99.7 |
| | 340 | 100.0 | 100.0 | 100.0 |

Respondents were asked whether there were any physical barriers at St. Michael's that prevented them from actively participating in parish life.

Of the 340 persons who completed the survey, just 30 addressed the question with a comment.

The verbatim responses are shown on the right.



Key Findings






| Please respond to the following statements: (Agree / Disagree) | | |
|--|------|-----|
| Statement | Mean | N |
| My parish community is important in my life | 3.39 | 327 |
| Social activities are vital to building community in our parish | 3.30 | 323 |
| My parish helps me develop my spiritual life | 3.17 | 325 |
| St. Michael's should provide social and recreational activities to develop the spirit of community | 3.16 | 323 |
| I feel included in parish life | 2.99 | 326 |
| I would turn to my parish for counseling in a time of personal crisis | 2.69 | 322 |
| I am comfortable asking for help from my parish | 2.14 | 314 |

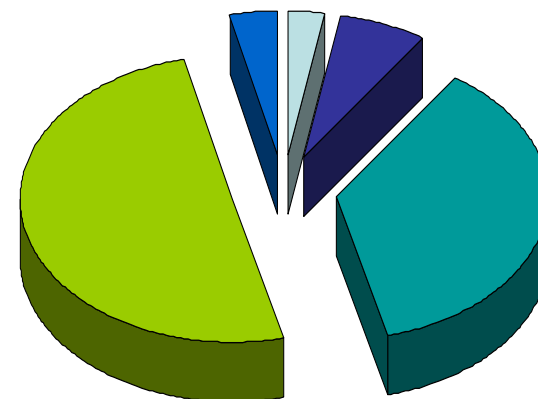


Key Findings

My parish community is important in my life






50 percent of all respondents strongly agreed the St. Michael's community was important in their life.

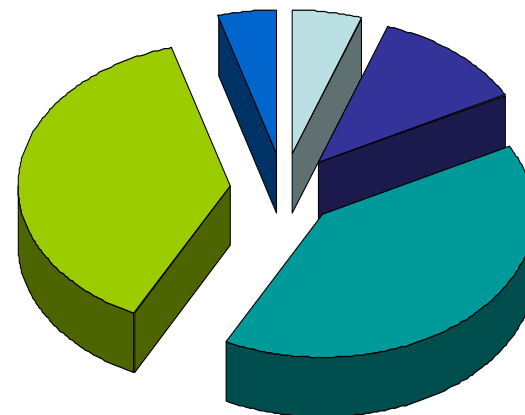
| Agree/Disagree | Percent |
|---|---------|
|  Strongly Disagree | 2.9 |
|  Somewhat Disagree | 6.5 |
|  Somewhat Agree | 36.5 |
|  Strongly Agree | 50.3 |
|  NA | 3.8 |



My parish helps me develop my spiritual life

Over 78 percent of all respondents agreed St. Michael's helps them develop their spiritual life.

| Agree/Disagree | Percent |
|---|---------|
|  Strongly Disagree | 5.3 |
|  Somewhat Disagree | 11.8 |
|  Somewhat Agree | 40.3 |
|  Strongly Agree | 38.2 |
|  NA | 4.4 |



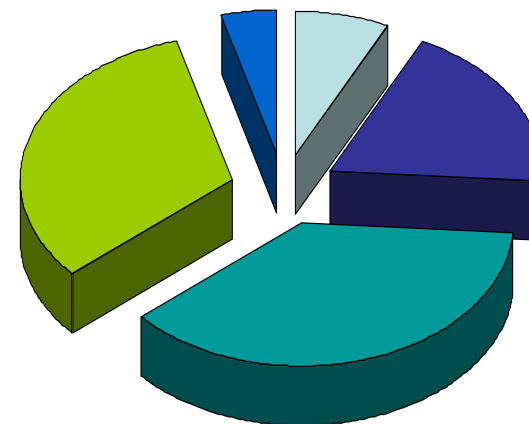


Key Findings

I feel included in parish life

Just under 70 percent of all respondents agree they feel included in parish life.

| Agree/Disagree | Percent |
|-------------------|---------|
| Strongly Disagree | 7.1 |
| Somewhat Disagree | 19.1 |
| Somewhat Agree | 37.4 |
| Strongly Agree | 32.4 |
| NA | 4.1 |



| Agree/Disagree | Respondent Age | | | | | Years Attending St. Michaels | | | |
|-------------------|-----------------|------------------|-------------------|------------------|-----------------|------------------------------|-------------|---------------|--------------|
| | 18 to 24 N=2 | 25 to 44 N=49 | 45 to 64 N=147 | 65 to 75 N=72 | Over 75 N=52 | 3 or less N=45 | 4-9 N=30 | 10-19 N=50 | 20+ N=198 |
| Strongly Disagree | 50.0 | 2.0 | 8.8 | 4.2 | 9.6 | 0 | 10.0 | 4.0 | 9.1 |
| Somewhat Disagree | 0 | 32.7 | 21.1 | 15.3 | 13.5 | 26.7 | 30.0 | 18.0 | 17.7 |
| Somewhat Agree | 50.0 | 42.9 | 37.4 | 44.4 | 30.8 | 37.8 | 43.3 | 48.0 | 36.4 |
| Strongly Agree | 0 | 22.4 | 32.7 | 36.1 | 46.2 | 35.6 | 16.7 | 30.0 | 36.9 |

Those persons 25 to 44 years of age were least likely to feel included in parish life. Overall, those persons who had been members of St. Michael's between 4 and 9 years were also least likely to feel included in parish life.

All "NA" were eliminated from the extended analysis

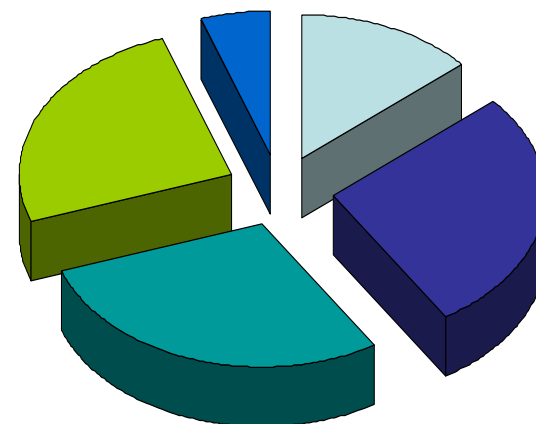


Key Findings

I would turn to my parish for counseling in a time of personal crisis

Less than 50 percent of all respondents felt they would turn to St. Michael's for counseling in a time of personal crisis.

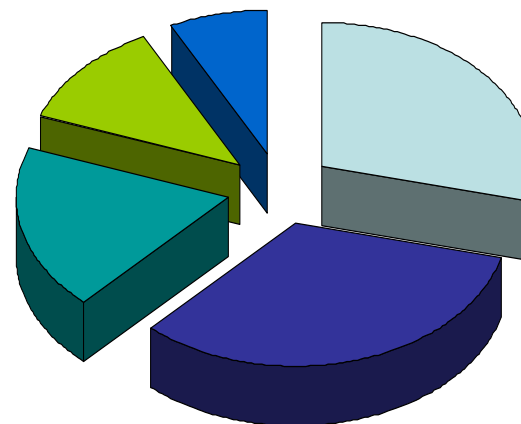
| Agree/Disagree | Percent |
|-------------------|---------|
| Strongly Disagree | 13.5 |
| Somewhat Disagree | 27.6 |
| Somewhat Agree | 28.5 |
| Strongly Agree | 25.0 |
| NA | 5.3 |



I am comfortable asking for help from my parish (finances, meals, respite for caretakers, etc)

Just over 30 percent agreed they are comfortable asking for help from St. Michael's.

| Agree/Disagree | Percent |
|-------------------|---------|
| Strongly Disagree | 28.8 |
| Somewhat Disagree | 33.2 |
| Somewhat Agree | 18.5 |
| Strongly Agree | 11.8 |
| NA | 7.6 |



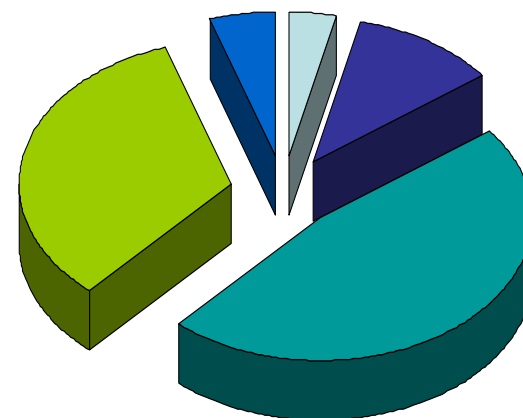


Key Findings

St. Michael's should provide social and recreational activities to develop the spirit of community

There was strong agreement about St. Michael's providing social and recreational activities.

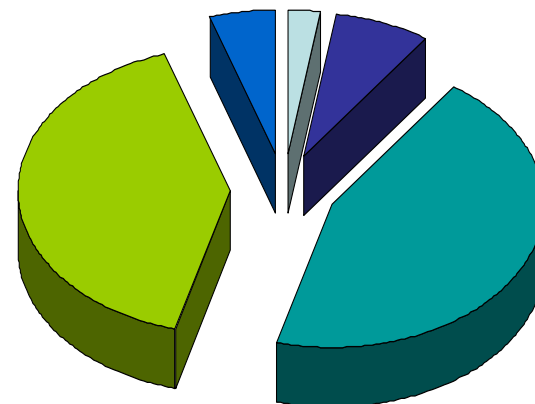
| Agree/Disagree | Percent |
|-------------------|---------|
| Strongly Disagree | 3.5 |
| Somewhat Disagree | 11.2 |
| Somewhat Agree | 47.1 |
| Strongly Agree | 33.3 |
| NA | 5.0 |



Social activities are vital to building community in our parish

Over 85 percent of all respondents agreed about the importance of social activities in building community within St. Michael's.

| Agree/Disagree | Percent |
|-------------------|---------|
| Strongly Disagree | 2.6 |
| Somewhat Disagree | 7.1 |
| Somewhat Agree | 44.4 |
| Strongly Agree | 40.9 |
| NA | 5.0 |





Key Findings

| Please respond to these statements about worship and liturgy at St. Michael's: (Agree / Disagree) | | |
|---|------|-----|
| Statement | Mean | N |
| The music at Mass enhances the liturgy | 3.52 | 329 |
| The celebration of the Mass fosters a sense of community | 3.47 | 328 |
| Our worship touches directly on my everyday life | 3.13 | 322 |
| We as parishioners provide an atmosphere of welcome, hospitality and belonging to others at church services | 3.02 | 327 |

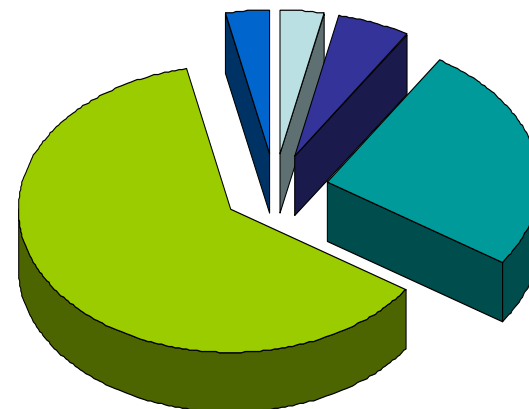


Key Findings

The music at Mass enhances the liturgy

There was little disagreement about the effect of music on enhancing the liturgy.

| Agree/Disagree | Percent |
|-------------------|---------|
| Strongly Disagree | 3.2 |
| Somewhat Disagree | 5.6 |
| Somewhat Agree | 25.6 |
| Strongly Agree | 62.4 |
| NA | 3.2 |



| Agree/Disagree | Mass Most Often Attended | | | | Years Attending St. Michael's | | | |
|-------------------|--------------------------|--------------------|-------------------------|--------------------|-------------------------------|-------------|---------------|--------------|
| | Saturday 5PM N=81 | Sunday 8AM N=59 | Sunday 10:30AM N=116 | Sunday 6PM N=59 | 3 or less N=47 | 4-9 N=31 | 10-19 N=51 | 20+ N=198 |
| Strongly Disagree | 3.7 | 5.1 | 2.6 | 1.7 | 2.1 | 3.2 | 2.0 | 4.0 |
| Somewhat Disagree | 8.6 | 10.2 | 4.3 | 1.7 | 2.1 | 6.5 | 3.9 | 7.1 |
| Somewhat Agree | 28.4 | 39.0 | 22.4 | 15.3 | 14.9 | 29.0 | 17.6 | 31.3 |
| Strongly Agree | 59.3 | 45.8 | 70.7 | 65.1 | 80.9 | 61.3 | 76.5 | 57.6 |

Those persons most often attending the Sunday 10:30am Mass and those persons who have been members at St. Michael's for between 10 and 19 years were most likely to strongly agree that music at Mass enhances the liturgy.

All "NA" were eliminated from the extended analysis

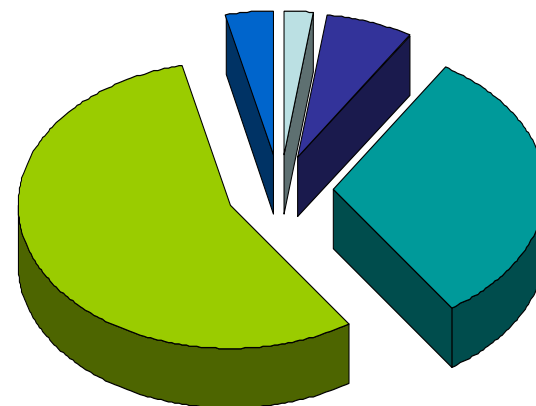


Key Findings

The celebration of the Mass fosters a sense of community

Almost 88 percent agree that Mass fosters a sense of community.

| Agree/Disagree | Percent |
|-------------------|---------|
| Strongly Disagree | 2.1 |
| Somewhat Disagree | 6.8 |
| Somewhat Agree | 31.8 |
| Strongly Agree | 55.9 |
| NA | 3.5 |



| Agree/Disagree | Mass Most Often Attended | | | | Years Attending St. Michael's | | | |
|-------------------|--------------------------|-----------------------|----------------------------|-----------------------|-------------------------------|-------------|---------------|--------------|
| | Saturday 5PM N=81 | Sunday 8AM N=59 | Sunday 10:30AM N=117 | Sunday 6PM N=59 | 3 or less N=47 | 4-9 N=31 | 10-19 N=51 | 20+ N=197 |
| Strongly Disagree | 2.5 | 3.4 | 1.7 | 1.7 | 2.1 | 6.5 | 2.0 | 1.5 |
| Somewhat Disagree | 7.4 | 6.8 | 6.0 | 6.8 | 0 | 6.5 | 2.0 | 9.6 |
| Somewhat Agree | 32.1 | 44.1 | 29.9 | 28.8 | 31.9 | 45.2 | 35.3 | 31.0 |
| Strongly Agree | 58.0 | 45.8 | 62.4 | 62.7 | 66.0 | 41.9 | 60.8 | 57.9 |

Respondents who most often attended Sunday Mass at 6pm and who have been attending St. Michael's for 3 years or less were more likely to strongly agree about the importance of Mass fostering a sense of community.

All "NA" were eliminated from the extended analysis

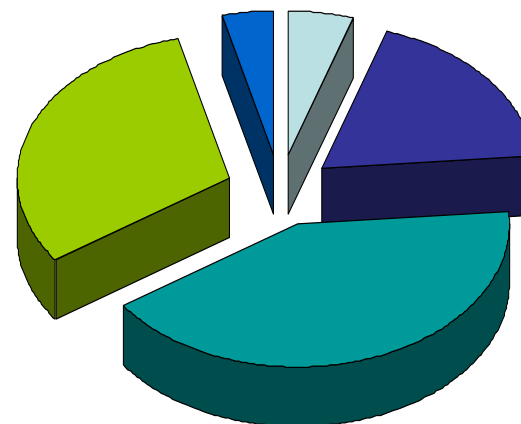


Key Findings

We as parishioners provide an atmosphere of welcome, hospitality and belonging for others at church services

Almost 73 percent agree that parishioners can provide a welcoming atmosphere for others.

| Agree/Disagree | Percent |
|-------------------|---------|
| Strongly Disagree | 5.0 |
| Somewhat Disagree | 18.5 |
| Somewhat Agree | 41.8 |
| Strongly Agree | 30.9 |
| NA | 3.8 |



| Agree/Disagree | Mass Most Often Attended | | | | Years Attending St. Michael's | | | |
|-------------------|--------------------------|-----------------------|----------------------------|-----------------------|-------------------------------|-------------|---------------|--------------|
| | Saturday 5PM N=81 | Sunday 8AM N=60 | Sunday 10:30AM N=116 | Sunday 6PM N=58 | 3 or less N=46 | 4-9 N=30 | 10-19 N=51 | 20+ N=198 |
| Strongly Disagree | 2.5 | 6.7 | 6.0 | 5.2 | 4.3 | 13.3 | 3.9 | 4.5 |
| Somewhat Disagree | 13.6 | 25.0 | 20.7 | 19.0 | 17.4 | 20.0 | 23.5 | 18.2 |
| Somewhat Agree | 54.3 | 48.3 | 37.1 | 36.2 | 43.5 | 46.7 | 37.3 | 44.9 |
| Strongly Agree | 29.6 | 20.0 | 36.2 | 39.7 | 34.8 | 20.0 | 35.3 | 32.3 |

Respondents who most often attended Saturday Mass at 5pm and who have been attending St. Michael's for 3 years or less were more likely to agree about parishioners providing a welcoming atmosphere.

All "NA" were eliminated from the extended analysis

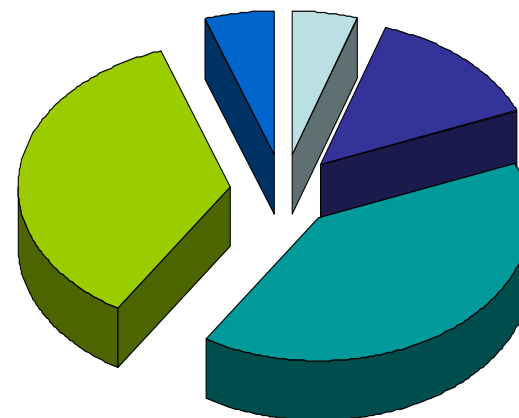


Key Findings

Our worship touches directly on my everyday life

Almost 76 percent of all respondents agree that worship directly touches their everyday life

| Agree/Disagree | Percent |
|-------------------|---------|
| Strongly Disagree | 5.0 |
| Somewhat Disagree | 13.8 |
| Somewhat Agree | 40.0 |
| Strongly Agree | 35.9 |
| NA | 5.3 |



| Agree/Disagree | Mass Most Often Attended | | | | Years Attending St. Michael's | | | |
|-------------------|--------------------------|--------------------|-------------------------|--------------------|-------------------------------|-------------|---------------|--------------|
| | Saturday 5PM N=78 | Sunday 8AM N=59 | Sunday 10:30AM N=115 | Sunday 6PM N=57 | 3 or less N=46 | 4-9 N=31 | 10-19 N=51 | 20+ N=192 |
| Strongly Disagree | 3.8 | 5.1 | 6.1 | 1.8 | 0 | 12.9 | 0 | 6.8 |
| Somewhat Disagree | 6.4 | 18.6 | 17.4 | 17.5 | 6.5 | 19.4 | 19.6 | 14.1 |
| Somewhat Agree | 51.3 | 40.7 | 38.3 | 35.1 | 45.7 | 41.9 | 45.1 | 41.1 |
| Strongly Agree | 38.5 | 35.6 | 38.3 | 45.6 | 47.8 | 25.8 | 35.3 | 38.0 |

Respondents who most often attended Saturday Mass at 5pm and who have been attending St. Michael's for 3 years or less were more likely to agree about worship directly touching their everyday life.

All "NA" were eliminated from the extended analysis



Key Findings

| If you do not regularly participate in St. Michael's Church, what are the answers which best express your reasons? (Ranked in percentage selecting response) | |
|---|---------|
| Statement | Percent |
| I don't feel welcome / Don't fit in | 9.1 |
| I have other commitments to volunteer activities | 9.1 |
| I don't have time | 6.5 |
| I don't know which activity I could contribute to | 6.5 |
| I have no interest | 3.8 |
| Lack of children or dependent care | 2.1 |
| Lack of transportation | 1.5 |
| Accessibility barriers | 1.2 |
| *Other | 13.2 |

*Other: A copy of verbatim responses is available in the master edition of this report. The comments made tended to cluster around four reasons, ranked below in order of frequency:

1. Meeting the time demands of work and family
2. Being members of another church or parish
3. Feeling dissatisfied with the pastor
4. Living at a distance from the church



Key Findings

| If your participation has <i>increased</i> at St. Michael's, which of the following are reasons? (Ranked in percentage selecting response) | |
|---|---------|
| Statement | Percent |
| I have more time available | 10.3 |
| More positive attitude toward the church | 9.7 |
| Stronger faith | 9.4 |
| Because of children | 9.1 |
| Accepted new responsibility in the church | 7.1 |
| Someone invited me | 6.2 |
| Better health | 2.1 |
| *Other | 3.8 |

*Other: A copy of verbatim responses is available in the master edition of this report. The comments focused almost exclusively on two reasons. First, the quality of the pastor and the staff, and, second, the experience of feeling included and welcomed.



Key Findings

| If your participation has <i>decreased</i> at St. Michael's, which of the following are reasons? (Ranked in percentage selecting response) | |
|---|---------|
| Statement | Percent |
| Less time available | 9.7 |
| More negative attitude toward the church | 9.4 |
| Health problems | 8.8 |
| I no longer feel welcome | 3.8 |
| Because of children | 3.5 |
| Decreased faith | 3.2 |
| Gave up other responsibility in the church | 2.9 |
| *Other | 11.2 |

*Other: A copy of verbatim responses is available in the master edition of this report. The comments clustered around five reasons, ranked below in order of frequency.

1. Dissatisfaction with the pastor
2. Increased time demands of work and family
3. Dissatisfaction/disagreement with the Roman Catholic Church
4. Feeling excluded from decision making regarding the parish
5. Dissatisfaction with changes in St. Michael's liturgy



Key Findings

Two additional opportunities for input were offered prior to the completion of the survey:

1. Please list any comments you wish to make concerning St. Michael's Parish Community

A wide variety of topics were touched upon in the 123 comments elicited by this question. The topics mentioned most often (listed in the order of frequency) were: St. Michael's as a welcoming and inclusive community, music during Mass and the pastor. However, there were varied and sometimes conflicting opinions expressed on these topics. Although mentioned less often, there were a number of comments relating to general satisfaction with the parish, St. Michael's School and religious education for youth.

* St. Michael's as a Welcoming and Inclusive Community

The majority of comments on this topic focused on the need to be more inclusive (e.g. "We have to be more welcoming to more people so that not just the 'in crowd' is involved."). Also frequently mentioned was the experience of not feeling included (e.g. "We have attended Mass and been members for over a year. We know no one, no one speaks to us, we would like a welcoming attitude."). Mentioned least frequently, was the experience of feeling welcomed at St. Michael's (e.g. "Been a member for one year and feel more welcome than in previous parish.").

* Music at Mass

While a number of comments expressed appreciation for the music at Mass (e.g. "I like the music."), the overwhelming majority of the comments reflected dissatisfaction or concern. The issues mentioned most often were the lack of use of the organ (e.g. "I miss the organ." "The piano is too loud.") and the music selections (e.g. "There would be more participation with well known songs.").

* Comments about the Pastor

The comments about the pastor were fairly evenly distributed between those expressing appreciation and satisfaction for his work (e.g. "Fr. Tom through his homilies has helped me grow as a Catholic." "I'm grateful for him and keep coming every week.") and those expressing dissatisfaction and disappointment (e.g. "We need a different priest; a Catholic priest.").



Key Findings

* General Satisfaction with the Parish

There were also a number of comments simply expressing a general sense of satisfaction with the parish (e.g. “I am happy to be a member of the parish and am happy the parish provides so many services.”).

* St. Michael’s School

Comments touching on the school primarily expressed the desire to keep and upgrade the school (e.g. “more commitment to the school” “encourage increased enrollment” “more financial aid”).

* Religious Education

The comments about religious education tended to focus on specific issues (e.g. children’s homily at Sunday Mass, when religious education should be offered) and the desire for more outreach and programming for teens and young adults.

2. *What is the most important need for our parish to focus on in the next 1 to 3 years?*

There were 127 comments in response to this question. Some of these comments were repeats of comments which had been given to previous questions. What was new was a strong emphasis on parish members and membership. Just slightly less than 50% of the comments focused on either meeting the needs of young families, young single adults and parish youth or developing a sense of being an inclusive, active community. The other areas of need that were mentioned with some frequency were:

- Maintaining and upgrading parish facilities, especially adding an elevator
- Strengthening St. Michael’s School
- Prioritizing and using the results of this survey

A copy of verbatim responses is available in the master edition of this report



Contact Information

For additional information or analysis:

Zenith Research Group
3736 East Third Street
Duluth, Minnesota 55804
218.728.6525

www.zenithgroup.com

Duke Skorich, President

duke@zenithgroup.com

Patty McNulty, Vice President

patmcnulty@aol.com

Independent Consultant:

James Krile

14 SE 4th St

Grand Rapids, Minnesota 55744

jfkrile@yahoo.com